



ZINDAGI  
TRUST

# A YEAR IN REVIEW

2023

f @ZindagiTrust



# Thank you for your support!

Throughout the year 2023, your steadfast support has been the cornerstone of Zindagi Trust's initiatives to improve government schools and empower students across Pakistan.

For a detailed overview of our achievements and interventions made possible through your generosity, please read our report.





A non-profit organization focusing on reforming government schools through pilot projects at model schools and advocacy with the government.

Established in 2002 by philanthropist, social activist, and musician, Shehzad Roy, our vision is to empower students by providing holistic and inclusive educational experiences, striving for equitable access to high-quality education

Through collaborative efforts, advocacy, and pilot initiatives, we work towards positive change, creating an educational environment where every student has the opportunity to reach their full potential.

“

*When I started Zindagi Trust I had a vision to improve the lives of children across Pakistan.*

*We have evolved as an organisation over the years, starting from educating working children to turning around government schools to now focusing on reforming the education system.*

*I am proud of the change we have been able to bring about, both in creating models that give a reason to believe and in achieving gains in school governance or child protection through our advocacy.*

*I hope and pray and work every day to make sure we continue to adapt to best serve our children.*

## **Shehzad Roy**

Founder & Chairman



# Our Adopted Schools

Zindagi Trust has transformed two under-resourced government schools in Karachi into model institutions of learning.

Our interventions involve upgrades in **infrastructure, governance, administration, teacher professional development, academic innovation** & tracking and a rich menu of **extra-curricular activities**.

Based on the successes of these programs, we advocate for education reform through policy change and legislation, impacting **3200 girls** directly & thousands more in public schools all over.



## SMB Fatima Jinnah Government Girls School

- Adopted in 2007
- 2440 Students
- 125 Teachers
- Flagship School
- Multi-Ethnic
- Garden West, Karachi



Click on the video to play  
School Campus Walkthrough



## Khatoon-e-Pakistan Government Girls School

- Adopted in 2015
- 808 Students
- 50 Teachers
- Replicating Model
- Multi-Ethnic, Multi-Religious
- Stadium Road, Karachi



Click on the video to play  
School Campus Walkthrough

# Partnerships & Advocacy



Khatoun-e-Pakistan Government Girls School  
Stadium Road, Karachi.



## Zindagi Trust and Meta Join Hands with PTA, FIA and NCRC to Promote Youth Safety in Digital Spaces

Zindagi Trust, in collaboration with Meta, PTA, FIA, and NCRC, launched the "Cultivating Digital Competence of Youth and Parents" campaign on National Children's Day in Pakistan. This digital initiative aimed to promote online safety among young people and their parents by fostering dialogue and education on reporting negative online content, such as bullying and hate speech.

PTA emphasized the importance of responsibility in internet usage, advocating for early conversations on online safety. The campaign received support from NCRC and Meta, with discussions highlighting the significance of protecting young people in the digital age.

Meta reiterated its commitment to collaborating with stakeholders and law enforcement to ensure youth safety online. Additionally, the campaign featured video messages from students discussing various safety tools, including Privacy Check-Up and Locked Profiles, aimed at empowering users to manage their online presence effectively. By providing resources and raising awareness, the initiative sought to create a safer digital environment for young people in Pakistan.

Overall, the campaign aimed to equip youth with the necessary knowledge and tools to navigate the digital world responsibly, addressing the evolving challenges posed by the internet.

Nonprofit Organization

# Zindagi Trust

## Leveraging widespread use of WhatsApp in Pakistan to drive reach and fundraising.

Zindagi Trust, a non-profit organization dedicated to revolutionizing education in Pakistan, found success reaching and engaging supporters as an early adopter of WhatsApp Channels.

### Challenge

Usage of WhatsApp is ubiquitous in Pakistan, and Zindagi Trust wanted to capitalize on this popularity, while cutting through the noise to stand out on the platform. The organization set out with the objective of reaching new audiences, raising awareness, facilitate fundraising.



We are delighted to share the news of Zindagi Trust's acknowledgment on Meta's website as a distinguished case study for government and charities.

This feature highlights our success in leveraging WhatsApp Channels to further our mission. Remarkably, we take pride in being the first non-profit organization from Pakistan to receive this prestigious recognition.

Read the article here:

<https://www.facebook.com/government-nonprofits/case-studies/2023-11-27-zindagi-trust>



As exclusive partners of Meta on child protection in Pakistan, Faig Ahmed (Head of Marketing & Resource Development) represented Zindagi Trust at Meta's APAC Youth Safety Summit in Singapore, highlighting our dedication to child protection.



In collaboration with Meta and the Federal Investigation Agency (FIA), Zindagi Trust organized a closed session to address the critical issue of online child safety.

This session fostered discussions focused on formulating strategies to effectively combat the presence of Child Sexual Abuse Material (CSAM) available online.



## **Fostering Digital Safety: PTA and TikTok's Collaborative Initiative with Zindagi Trust**

The Pakistan Telecommunication Authority (PTA) and TikTok signed an MoU to promote digital safety in government schools across Pakistan. The program, in collaboration with Zindagi Trust as the implementing partner, includes training for teachers, parents, and students through workshops, seminars, webinars, and awareness videos.



In another impactful collaboration, Zindagi Trust partnered with the Indus Valley School of Art and Architecture. The final-year students of the Department of Communication Design, under the supervision of Associate Professor Tazeen Hussain, worked on our project "Digital Hifazat" - a toolkit to educate students, teachers, and parents about the potential dangers of the digital space.

Developed in collaboration with TikTok and supported by the Pakistan Telecommunication Authority (PTA), the Digital Hifazat Toolkit facilitated digital safety training in government schools across Pakistan, ensuring a safer online experience for all.



In Karachi, a total of 15 schools were targeted for digital safety workshops, which collectively impacted 1,833 students and 941 teachers and parents.

These workshops aimed to educate participants on navigating digital spaces safely and responsibly, addressing issues such as cyberbullying, misinformation, and online privacy



Meanwhile, in Gilgit-Baltistan, eight schools were selected for similar workshops, impacting 830 students and 368 teachers and parents.

The workshops in both regions aimed to equip attendees with the necessary knowledge and skills to protect themselves and others online, fostering a safer and more informed digital community.

Through targeted education and outreach efforts, these initiatives sought to mitigate the risks associated with online interactions and empower individuals to utilize digital platforms responsibly.



Bank Alfalah, a leading commercial bank in Pakistan, and Zindagi Trust a pioneering non-profit organization committed to transforming the landscape of education in Pakistan, are proud to announce the initiation of the Digital Arts and Financial Literacy Program at their schools.

This initiative is a pivotal step in Bank Alfalah's dedication to fostering educational innovation and digitization in Pakistan. Bank Alfalah is poised to contribute a total donation of PKR 14.84 million over the span of two years to support the program.

The program aims to revolutionize the educational landscape by integrating digital arts and essential financial literacy into the curriculum. The collaboration is set to benefit around 2,000 female students at Zindagi Trust's Schools.



Joined by the talented artist, Ms. Maliha Abidi, and fueled by the Women Rise initiative, our students explored Virtual Reality through BackpackX.

The engaging workshops held at our schools received overwhelmingly positive feedback from students, teachers, and school staff. The sessions were a gateway for introducing young minds to BackpackX VR headsets with a focus on Climate Change, a subject deeply relevant to Pakistan, which faced devastating floods last year, impacting millions nationwide.

In a commendable initiative by K-Electric, book recitals were organized at Khatoon-e-Pakistan and SMB Fatima Jinnah Schools, unveiling books focused on educating students on staying safe around electricity.

The interactive book recitals aimed to create awareness among students about general safety and the importance of adhering to safety guidelines. This initiative by K-Electric is a commendable effort to promote public safety and foster awareness among the youth.





In a dynamic partnership with Right to Play, we have championed the cause of promoting the significance of play in education. Through this collaboration, our schools have organized multiple sports competitions, engaging students in both fun and meaningful activities.



In November, Zindagi Trust and Aahung organized an "open house" event to celebrate two decades of our collaboration at Khatoon-e-Pakistan Girls School. The event was organized to spread awareness about our Life Skills Based Education (LSBE) program, an initiative that enlightens students about their bodies, health, and overall well-being within a secure and reliable environment.

The event illuminated the profound impact of the collaboration between Zindagi Trust and Aahung. Undoubtedly, the essence of our shared mission resonated through the curated space, reaffirming our commitment to education for empowerment.

The Aga Khan University invited our students for their theatre show titled "Achay Bachay", a dynamic theatrical production aimed at highlighting the dangers of tobacco, promoting a smoke-free life, and fostering healthy choices among our students.

This vibrant initiative underscores our commitment to the well-being of the youth by delivering a powerful message through the engaging medium of theater.





On a momentous occasion, Ms. Nargis Soorty, accompanied by Ms. Anum Soorty and Mr. Asad Soorty, graced Khatoon-e-Pakistan for the inauguration of the Nargis Soorty Digital Lab. This event marks a remarkable step towards empowering the future generation with cutting-edge technology, offering limitless possibilities for growth and development.



Zindagi Trust and Inclusive Artisan Marketplace (IAM), supported by Soorty, have joined forces in an initiative titled 'Signing the Path to Inclusivity.' The two signed an MoU in October to uplift the vision of an inclusive society where every individual is cherished and revered.

As part of the collaboration, IAM, focusing on empowering individuals with disabilities through dignified craftsmanship, generously provided 45 Nurah dolls to our schools. Nurah, a disabled doll, serves as a tangible inspiration for our students. The students are actively involved in crafting stories about Nurah in both English and Urdu.

At the term's conclusion, we will organize a walk-in gallery exhibition to showcase the stories crafted by our students to highlight the diverse talents and profound abilities of Nurah, shedding light on the strength and resilience of individuals with disabilities.



Collaborating with Walls and Project Everyone, the school implemented The Happiness Project, a social and emotional learning program for Grades 3-7.

Currently in its third module, the project has positively impacted students' vocabulary regarding emotions, networking skills, and confidence. Both staff and students have responded positively to this initiative.

## **Academic Achievements**

This year, we are delighted to share the achievements of Khatoon-e-Pakistan School in the Science (Computer) group, where 17 out of 43 students secured A-1 grades, and another 17 achieved solid A grades. In the Science (Biology) group,

15 out of 27 students earned A-1 grades, while 10 students attained A grades. Additionally, in X Class General Group, 2 out of 16 students received A-1 grades, with 8 students obtaining A grades.

At SMB Fatima Jinnah Government Girls School's Science Group, an impressive 97% passing rate was achieved, with 38 students earning A-1 grades and 39 students securing A grades. In the X Class General Group, the pass rate stands at around 90%, with almost 10 students achieving an A grade.

Their results not only reflect their hard work but also the dedication of their teachers. It is crucial to recognize that education goes beyond just scoring As; and our students continue to make us immensely proud.

# Ways to Donate

Donate to Zindagi Trust through the following methods:



Our Website  
[zindagitrust.org/donate](https://zindagitrust.org/donate)



GlobalGiving



Feeling  
Blessed

Join our community & create a fundraiser for Zindagi Trust

**[fundraise.zindagitrust.org](https://fundraise.zindagitrust.org)**

Make a Deposit or a Direct Bank Transfer to our accounts.

**HABIB BANK LTD**  
**General Donations Account**

Title of Account: Zindagi Trust  
Bank Name: Habib Bank Ltd  
Account No: 0526-79010777-03  
Branch Code No.: 0526 (Bahadurabad,  
Karachi)  
IBAN: PK66HABB0005267901077703

**BANK AL HABIB LTD**  
**General Donations Account**

Title of Account: Zindagi Trust  
Bank Name: Bank Al Habib Limited  
Account No: 1088-0081-001019-01-6  
Branch Code No.: 1088 (City Towers Branch,  
Karachi)  
IBAN No.: PK05BAHL1088008100101901

**FAYSAL BANK LTD**  
**General Donations Account**

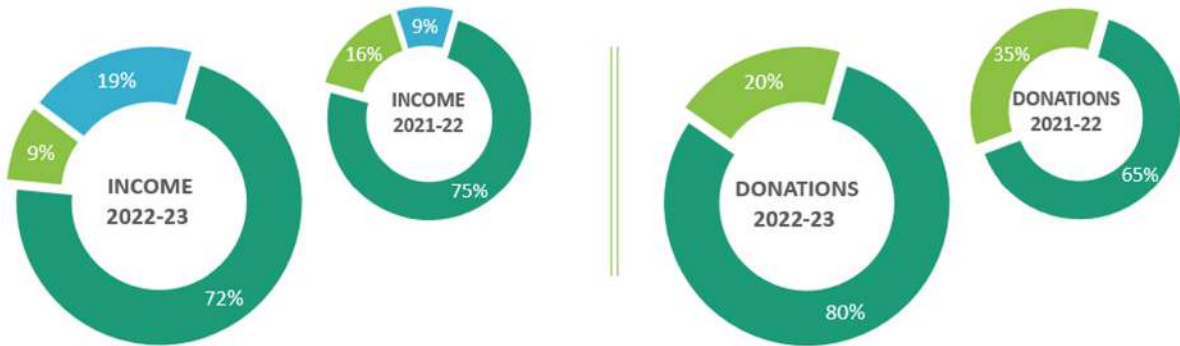
Title of Account: Zindagi Trust  
Bank Name: FAYSAL BANK LIMITED  
Account No: 3574-3900-0000-0032  
Branch Code No.: 3574 (Shaheed-e-Millat,  
Karachi)  
IBAN No.: PK89FAYS3574390000000032

**BANK AL HABIB LTD**  
**Zakat Account (Islamic Banking)**

Title of Account: M/S Zindagi Trust  
Bank Name: Bank Al Habib Limited  
Account No: 5001-0069-015752-04-2  
Branch Code No.: 5001 (Islamic Banking  
Branch Shahrah-e-Faisal, Karachi)  
IBAN No.: PK66BAHL5001006901575204

# Income Highlights

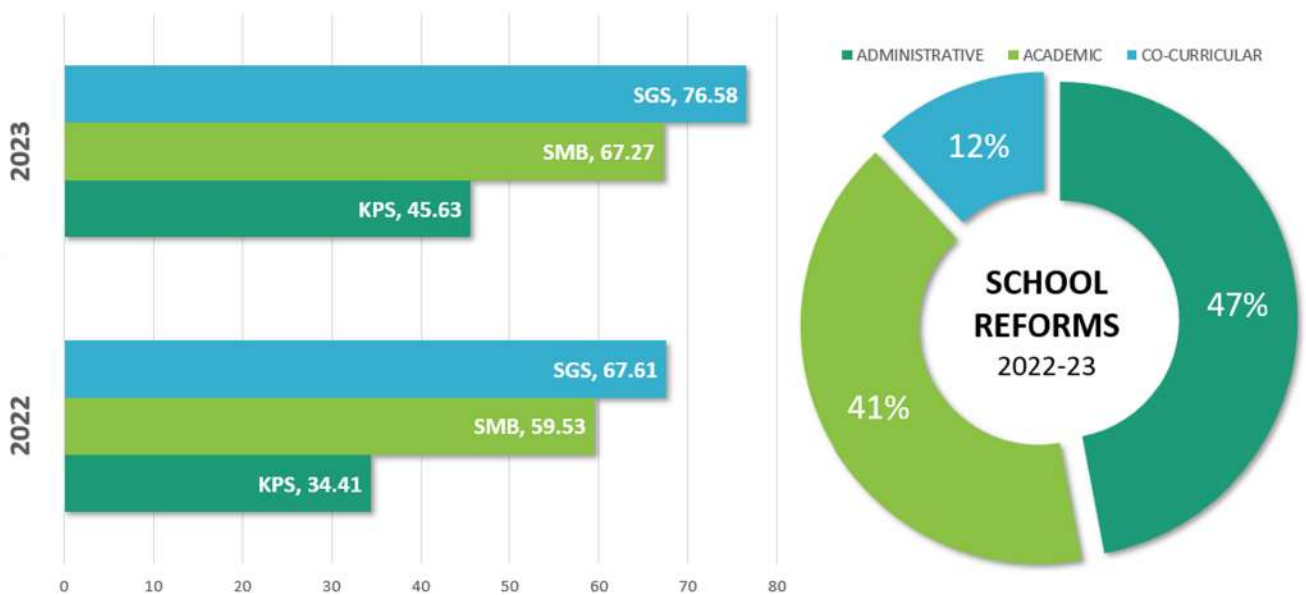
(In PKR Millions)



	DONATIONS	ZAKAT	OTHER INCOME		OVERSEAS	LOCAL
2022 – 23	221.35	26.97	58.76	2022 – 23	177.51	43.83
2021 – 22	179.27	37.70	22.56	2021 – 22	116.68	62.88

# Expenses Highlights

(In PKR Millions)



**ZINDAGI TRUST**  
**FINANCIAL STATEMENTS**  
**FOR THE YEAR ENDED JUNE 30, 2023**

**A.F.FERGUSON & Co.**  
*Chartered Accountants*  
*a member firm of the PwC network*



## INDEPENDENT AUDITOR'S REPORT TO THE TRUSTEES OF THE TRUST

### Opinion

We have audited the financial statements of **Zindagi Trust (the Trust)**, which comprise the balance sheet as at June 30, 2023, income and expenditure account, statement of comprehensive income, statement of changes in the funds and statement of cash flows for the year then ended, and notes to the financial statements, including a summary of significant accounting policies.

In our opinion, the accompanying financial statements present fairly, in all material respects, the financial position of the Trust as at June 30, 2023, and its financial performance and its cash flows for the year then ended in accordance with approved accounting and reporting standards as applicable in Pakistan.

### Basis for Opinion

We conducted our audit in accordance with the International Standards on Auditing (ISAs) as applicable in Pakistan. Our responsibilities under those standards are further described in the *Auditor's Responsibilities for the Audit of the Financial Statements* section of our report. We are independent of the Trust in accordance with the International Ethics Standards Board for Accountants' Code of Ethics for Professional Accountants as adopted by the Institute of Chartered Accountants of Pakistan (the Code), and we have fulfilled our other ethical responsibilities in accordance with the Code. We believe that the audit evidence we have obtained is sufficient and appropriate to provide a basis for our opinion.

### Information Other than the Financial Statements and Auditor's Report Thereon

Management is responsible for the other information. The other information comprises the information included in the annual report, but does not include the financial statements and our auditor's report thereon.

Our opinion on the financial statements does not cover the other information and we do not express any form of assurance conclusion thereon.

In connection with our audit of the financial statements, our responsibility is to read the other information and, in doing so, consider whether the other information is materially inconsistent with the financial statements of our knowledge obtained in the audit or otherwise appears to be materially misstated.

If, based on the work we have performed, we conclude that there is a material misstatement of this other information, we are required to report that fact. We have nothing to report in this regard.

### Responsibilities of Management and Those Charged with Governance for the Financial Statements

The Trustees are responsible for the preparation and fair presentation of the financial statements in accordance with the approved accounting and reporting standards as applicable in Pakistan, and for such internal control as the Trustees determine is necessary to enable the preparation of financial statements that are free from material misstatement, whether due to fraud or error.

In preparing the financial statements, management is responsible for assessing the Trust's ability to continue as a going concern, disclosing, as applicable, matters related to going concern and using the going concern basis of accounting unless management either intends to liquidate the Trust or to cease operations, or has no realistic alternative but to do so.

Those charged with governance are responsible for overseeing the Trust's financial reporting process.

A. F. FERGUSON & CO., Chartered Accountants, a member firm of the PwC network  
State Life Building No. 1-C, I.I. Chundrigar Road, P.O. Box 4716, Karachi-74000, Pakistan  
Tel: +92 (21) 32426682-6/32426711-5; Fax: +92 (21) 32415007/32427938/32424740; <www.pwc.com/pk>

### **Auditor's Responsibilities for the Audit of the Financial Statements**

Our objectives are to obtain reasonable assurance about whether the financial statements as a whole are free from material misstatement, whether due to fraud or error, and to issue an auditor's report that includes our opinion. Reasonable assurance is a high level of assurance, but is not a guarantee that an audit conducted in accordance with ISAs as applicable in Pakistan will always detect a material misstatement when it exists. Misstatements can arise from fraud or error and are considered material if, individually or in the aggregate, they could reasonably be expected to influence the economic decisions of users taken on the basis of these financial statements.

As part of an audit in accordance with ISAs as applicable in Pakistan, we exercise professional judgment and maintain professional skepticism throughout the audit. We also:

- Identify and assess the risks of material misstatement of the financial statements, whether due to fraud or error, design and perform audit procedures responsive to those risks, and obtain audit evidence that is sufficient and appropriate to provide a basis for our opinion. The risk of not detecting a material misstatement resulting from fraud is higher than for one resulting from error, as fraud may involve collusion, forgery, intentional omissions, misrepresentations, or the override of internal control.
- Obtain an understanding of internal control relevant to the audit in order to design audit procedures that are appropriate in the circumstances, but not for the purpose of expressing an opinion on the effectiveness of the Trust's internal control.
- Evaluate the appropriateness of accounting policies used and the reasonableness of accounting estimates and related disclosures made by management.
- Conclude on the appropriateness of management's use of the going concern basis of accounting and, based on the audit evidence obtained, whether a material uncertainty exists related to events or conditions that may cast significant doubt on the Trust's ability to continue as a going concern. If we conclude that a material uncertainty exists, we are required to draw attention in our auditor's report to the related disclosures in the financial statements or, if such disclosures are inadequate, to modify our opinion. Our conclusions are based on the audit evidence obtained up to the date of our auditor's report. However, future events or conditions may cause the Trust to cease to continue as a going concern.
- Evaluate the overall presentation, structure and content of the financial statements, including the disclosures, and whether the financial statements represent the underlying transactions and events in a manner that achieves fair presentation.

We communicate with those charged with governance regarding, among other matters, the planned scope and timing of the audit and significant audit findings, including any significant deficiencies in internal control that we identify during our audit.

### **Other Matter**

The financial statements of Trust for the year ended June 30, 2022, were audited by another firm of Chartered Accountant who had expressed an unmodified opinion thereon vide their report dated November 17, 2022.



A.F. Ferguson & Co.

Chartered Accountants

Dated: December 8, 2023

Karachi


Junaid Mesia

UDIN: AR2023106116BDYUH1ce

ZINDAGI TRUST  
BALANCE SHEET  
AS AT JUNE 30, 2023

	Note	2023	2022
		----- (Rupees) -----	
<b>ASSETS</b>			
<b>Non-current assets</b>			
Property and equipment	5	9,370,733	10,682,859
Intangible assets	6	1	1
Investment property	7	7,512,405	7,696,799
		<u>16,883,139</u>	<u>18,379,659</u>
<b>Current assets</b>			
Investments	8	203,110,555	134,820,267
Security deposits	9	653,000	664,800
Loans, advances, prepayments and other receivables	10	1,038,885	906,718
Accrued interest income		1,338,644	3,316,776
Taxation receivable		3,523,052	3,484,267
Cash and bank balances	11	144,334,163	102,988,449
		<u>353,998,299</u>	<u>246,181,277</u>
<b>Total assets</b>		<u><u>370,881,438</u></u>	<u><u>264,560,936</u></u>
<b>FUNDS</b>			
Unrestricted fund	12	40,729,271	87,785,843
Restricted fund	13	309,282,644	164,245,141
		<u>350,011,915</u>	<u>252,030,984</u>
<b>LIABILITIES</b>			
<b>Current liabilities</b>			
Deferred contributions	14	7,281,516	-
Retention money	15	7,017,292	5,038,760
Accrued expenses and other liabilities	16	6,570,715	7,491,192
		<u>20,869,523</u>	<u>12,529,952</u>
<b>Total funds and liabilities</b>		<u><u>370,881,438</u></u>	<u><u>264,560,936</u></u>
<b>CONTINGENCIES AND COMMITMENTS</b>	17		

The annexed notes 1 to 30 form an integral part of these financial statements.

*Atul*  
  
TRUSTEE

  
CHAIRMAN

**ZINDAGI TRUST  
INCOME AND EXPENDITURE ACCOUNT  
FOR THE YEAR ENDED JUNE 30, 2023**

	Note	2023			2022		
		Unrestricted funds	Endowment Fund	Restricted funds - note 4.2	Unrestricted funds	Endowment Fund	Restricted funds - note 4.2
		(Rupees)			(Rupees)		
<b>Income</b>							
Donations	18	75,489,740	-	145,858,198	110,432,959	-	68,839,136
Deferred contributions utilized	14	7,683,017	-	-	-	-	-
Zakat receipts	21	-	-	26,971,203	-	-	34,991,760
Income on investments	19	26,918,650	-	4,634,607	14,010,928	-	2,354,773
Rental income	20	3,137,106	-	-	2,806,356	-	-
Profit on bank deposits		6,829,190	-	8,591,275	4,951,387	-	350,011
Others		189,994	-	778,000	791,530	-	-
<b>Total income</b>		<b>120,247,697</b>	<b>-</b>	<b>186,833,283</b>	<b>132,993,160</b>	<b>-</b>	<b>106,535,680</b>
<b>Expenditure</b>							
Head office expenditure	22	18,027,127	-	-	16,432,089	-	-
Direct educational expenditure	23	86,842,786	-	104,230,136	87,365,761	-	74,599,609
<b>Total expenditure</b>		<b>104,869,913</b>	<b>-</b>	<b>104,230,136</b>	<b>103,797,850</b>	<b>-</b>	<b>74,599,609</b>
<b>Surplus for the year before taxation</b>		<b>15,377,784</b>	<b>-</b>	<b>82,603,147</b>	<b>29,195,310</b>	<b>-</b>	<b>31,936,071</b>
Taxation	24	-	-	-	-	-	-
<b>Surplus for the year</b>		<b>15,377,784</b>	<b>-</b>	<b>82,603,147</b>	<b>29,195,310</b>	<b>-</b>	<b>31,936,071</b>

The annexed notes 1 to 30 form an integral part of these financial statements.

*Attest*  
*Nazim S. Haq*  
\_\_\_\_\_  
TRUSTEE

*Shahid Ali*  
\_\_\_\_\_  
CHAIRMAN

ZINDAGI TRUST  
STATEMENT OF COMPREHENSIVE INCOME  
FOR THE YEAR ENDED JUNE 30, 2023

	2023			2022		
	Unrestricted funds	Endowment Fund	Restricted funds	Unrestricted funds	Endowment Fund	Restricted funds
	(Rupees)			(Rupees)		
Surplus for the year	15,377,784	-	82,603,147	29,195,310	-	31,936,071
Other comprehensive income	-	-	-	-	-	-
<b>Total comprehensive income for the year</b>	<u>15,377,784</u>	<u>-</u>	<u>82,603,147</u>	<u>29,195,310</u>	<u>-</u>	<u>31,936,071</u>

The annexed notes 1 to 30 form an integral part of these financial statements.

Attest

  
TRUSTEE


  
CHAIRMAN

**ZINDAGI TRUST  
STATEMENT OF CHANGES IN THE FUNDS  
FOR THE YEAR ENDED JUNE 30, 2023**

Note	Unrestricted Fund	Restricted funds					Total
		Zakat	Digital safety fund	Malala Fund	Endowment Fund	Total of Restricted Funds	
----- (Rupees) -----							
Balance as at June 30, 2021	58,590,533	35,546,882	-	10,762,188	86,000,000	132,309,070	190,899,603
<b>Total comprehensive income for the year</b>							
Surplus for the year	4.2 29,195,310	24,852,982	-	7,083,089	-	31,936,071	61,131,381
Other comprehensive income	-	-	-	-	-	-	-
	29,195,310	24,852,982	-	7,083,089	-	31,936,071	61,131,381
<b>Balance as at June 30, 2022</b>	<b>87,785,843</b>	<b>60,399,864</b>	<b>-</b>	<b>17,845,277</b>	<b>86,000,000</b>	<b>164,245,141</b>	<b>252,030,984</b>
<b>Total comprehensive income for the year</b>							
Surplus for the year	4.2 15,377,784	5,660,177	12,424,391	64,518,579	-	82,603,147	97,980,931
Other comprehensive income	-	-	-	-	-	-	-
	15,377,784	5,660,177	12,424,391	64,518,579	-	82,603,147	97,980,931
Transfer (from) / to fund	(62,434,356)	-	-	-	62,434,356	62,434,356	-
<b>Balance as at June 30, 2023</b>	<b>40,729,271</b>	<b>66,060,041</b>	<b>12,424,391</b>	<b>82,363,856</b>	<b>148,434,356</b>	<b>309,282,644</b>	<b>350,011,915</b>

The annexed notes 1 to 30 form an integral part of these financial statements.

M/S


  
TRUSTEE

  
CHAIRMAN

ZINDAGI TRUST  
STATEMENT OF CASH FLOWS  
FOR THE YEAR ENDED JUNE 30, 2023

	Note	2023	2022
		----- Rupees -----	
<b>CASH FLOWS FROM OPERATING ACTIVITIES</b>			
Surplus for the year		97,980,931	61,131,381
<b>Adjustment for:</b>			
Depreciation - property and equipment	5.3	3,639,792	5,342,084
Depreciation - investment property	7.1	184,394	184,394
Gain on disposal of property and equipment		-	(40,711)
Gain on termination of lease		-	(515,345)
Finance cost		-	567,866
Rentals paid		-	(1,720,000)
Rental income	20	(3,137,106)	(2,806,356)
Income on investments		(31,553,257)	(16,365,701)
		(30,866,177)	(15,353,769)
<b>Surplus before working capital changes</b>		<u>67,114,754</u>	<u>45,777,612</u>
<b>WORKING CAPITAL CHANGES</b>			
<b>Decrease / (increase) in current assets</b>			
Security deposits		11,800	-
Loans, advances, prepayments and other receivables		(132,167)	(515,845)
		(120,367)	(515,845)
<b>(Decrease) / increase in current liabilities</b>			
Deferred contributions		7,281,516	-
Accrued expenses and other liabilities		(821,423)	2,206,283
Retention money		1,978,532	1,333,297
		8,438,625	3,539,580
Taxes withheld		(38,785)	(123,705)
<b>Net cash generated from operating activities</b>		<u>75,394,227</u>	<u>48,677,642</u>
<b>CASH FLOWS FROM INVESTING ACTIVITIES</b>			
Acquisition of property and equipment	5	(2,327,666)	(5,661,970)
Rent received		3,038,052	2,630,893
Proceeds from disposal of property and equipment		-	62,500
Investment income received		32,351,656	15,496,273
Investment purchased during the year		-	(23,230,400)
Investment matured during the year		111,000,000	-
<b>Net cash used in investing activities</b>		144,062,042	(10,702,704)
<b>Net increase in cash and cash equivalents during the year</b>		<u>219,456,269</u>	<u>37,974,938</u>
Cash and cash equivalent at beginning of the year		127,988,449	90,013,511
<b>Cash and cash equivalent at end of the year</b>	11.2	<u><u>347,444,718</u></u>	<u><u>127,988,449</u></u>

The annexed notes 1 to 30 form an integral part of these financial statements.

  
TRUSTEE

  
CHAIRMAN

**ZINDAGI TRUST**  
**NOTES TO AND FORMING PART OF THE FINANCIAL STATEMENTS**  
**FOR THE YEAR ENDED JUNE 30, 2023**

**1 LEGAL STATUS AND OPERATIONS**

- 1.1 Zindagi Trust ('the Trust') is a charitable trust formed under a Trust Deed dated April 12, 2002 with an objective to provide educational, medical and other social assistance to all persons, in general, and to children in particular, regardless of religion, race, color, caste, or sect, on humanitarian grounds with the aim to help and assist persons who have no source of income to avail medical and other social assistance, and to acquire, establish, maintain, and manage medical dispensaries, clinics, hospitals and health care centres, nurseries, rehabilitation centres, training centres, playgrounds, schools and institutions. The Panel of Pakistan Centre for Philanthropy (PCP) initially certified the Trust on August 12, 2016 and which was last renewed on June 2, 2023 for the period of three years.

On September 22, 2020, the Trust Act, 1882 was repealed due to the promulgation of Provincial Trust Act namely "Sindh Trusts Act, 2020" (the Sindh Trust Act) as empowered under the Eighteenth Amendment to the Constitution of Pakistan. The Trust was required to be registered under the Sindh Trust Act. Accordingly, on February 24, 2023 the above-mentioned Trust Deed has been registered under the Sindh Trust Act.

The registered office of the Trust is situated at Block 7/8, 8A, 3rd Street, near Amir Khusro Road, Bahadur Yaar Jang Society, Karachi.

- 1.2 The financial statements of Zindagi Trust USA Inc. and Zindagi Trust UK have not been consolidated in these financial statements as they are separate entities incorporated in respective countries, not controlled by Zindagi Trust Pakistan.

**2 BASIS OF PREPARATION**

**2.1 Statement of compliance**

These financial statements have been prepared in accordance with approved accounting and reporting standards as applicable in Pakistan. The approved accounting and reporting standards as applicable in Pakistan comprise of:

- International Financial Reporting Standards (IFRSs) issued by International Accounting Standards Board (IASB) as notified by the Securities and Exchange Commission of Pakistan (SECP); and
- Accounting Standard for Not for Profit Organizations (NPOs) issued by the Institute of Chartered Accountants of Pakistan (ICAP).

In case requirements differ, the Accounting Standard for Not for Profit Organizations (NPOs) shall prevail.

**2.2 Basis of measurement**

These financial statements have been prepared under the historical cost convention.

**2.3 Functional and presentation currency**

These financial statements are presented in Pakistani Rupees, which is also the functional currency of the Trust and has been rounded off to the nearest Rupee.

**2.4 Use of estimates and judgments**

The preparation of financial statements requires management to make judgments, estimates and assumptions that affect the application of accounting policies and reported amounts of assets, liabilities, income and expenses. The estimates and associated assumptions are based on historical experience and various other factors that are believed to be reasonable under the circumstances, the results of which form the basis of making judgments about carrying values of assets and liabilities that are not readily apparent from other sources. Actual results may differ from these estimates.

The estimates and underlying assumptions are reviewed on an ongoing basis. Revisions to accounting estimates are recognised in the period in which the estimates are revised if the revision affects only that period, or in the period of the revision and future periods if the revision affects both current and future periods.

In the process of applying the Trust's accounting policies, management has made the following accounting estimates and judgments which are significant to the financial statements and estimates with a significant risk of material adjustment in future years are discussed below:

- Property and equipment (note 3.1 and 5);
- Lease liability and right-of-use asset (note 3.2 and 5);
- Intangible assets (note 3.3 and 6);
- Investment property (note 3.4 and 7); and
- Contingencies and Commitments (note 17)



## 2.5 Standards, interpretations and amendments to the accounting and reporting standards as applicable in Pakistan that are effective in the current year

There are certain new and amended standards, interpretations and amendments that are mandatory for the Trust's accounting periods beginning on or after July 1, 2022 but are considered not to be relevant or do not have any significant effect on the Company's operations and therefore, have not been stated in these financial statements.

## 2.6 Standards, interpretations and amendments to published accounting and reporting standards that are not yet effective

The following standards, amendments and interpretations of the accounting and reporting standards as applicable in Pakistan will be effective for accounting periods beginning on or after July 1, 2023:

Amendments	Effective date (accounting period beginning on or after)
- IAS 1, 'Presentation of financial statements' (amendments)	January 1, 2024
- IFRS 16 - 'Leases' (amendments)	January 1, 2024
- IAS 7 - 'Statement of Cash Flows' (amendments)	January 1, 2024
- IFRS 7 - 'Financial Instruments: Disclosures' (amendments)	January 1, 2024

These amendments may impact the financial statements of the Trust on adoption. The management is in the process of assessing the impact of these amendments on the financial statements of the Trust.

### 2.6.1 There are certain other new standards, interpretations and amendments that are mandatory for the Trust's accounting periods beginning on or after July 1, 2023 but are considered not to be relevant or will not have any significant effect on the Trust's operations and, therefore, have not been detailed in these financial statements.

## 3 SUMMARY OF SIGNIFICANT ACCOUNTING POLICIES

The accounting policies and the methods of computation adopted in the preparation of these financial statements are the same as those applied in the preparation of the financial statements as at and for the year ended June 30, 2023. The significant accounting policies applied in the preparation of these financial statements are set out below:

### 3.1 Property and equipment

#### Recognition and measurement

Items of property and equipment are measured at cost less accumulated depreciation and accumulated impairment losses, if any.

If significant parts of an item of property and equipment have different useful lives, then they are accounted for as separate items (major components) of property and equipment.

#### Subsequent expenditure

Subsequent expenditure incurred is capitalised only if it is probable that future economic benefits associated with the expenditure will flow to the Trust and the cost can be measure reliably. The costs relating to day-to-day servicing of property and equipment are recognised in income and expenditure account as incurred.

#### Depreciation

Depreciation is charged to income and expenditure account on a straight line method at the rates specified in note 5 to these financial statements. Depreciation on additions to property and equipment is charged from the date on which an asset is available for use up to the date prior to the date of disposal.

Depreciation methods, useful lives and residual values are reviewed at each reporting date and adjusted if appropriate.

#### Gains and losses on disposal

Any gain or loss on disposal of an item of property and equipment is recognised in the income and expenditure account.

### 3.2 Lease liability and right-of-use asset

At inception of a contract, the Trust assesses whether a contract is, or contains, a lease based on whether the contract conveys the right to control the use of an identified asset for a period of time in exchange for consideration. Lease term are negotiated on an individual basis and contain different terms and conditions.

*MHE*

In determining the lease term, management considers all facts and circumstances that create an economic incentive to exercise an extension option or not exercise a termination option. Extension options (or periods after termination options) are only included in the lease term if the lease is reasonably certain to be extended (or not terminated).

The lease liability is initially measured at the present value of the lease payments over the period of lease term and that are not paid at the commencement date, discounted using the interest rate implicit in the lease, or if that rate cannot be readily determined, the Trust's incremental borrowing rate.

Lease payments include fixed payments less any lease incentive receivable, variable lease payments that are based on an index or a rate which are initially measured using the index or rate as at the commencement date, amounts expected to be payable by the Trust under residual value guarantees, the exercise price of a purchase option if the Trust is reasonably certain to exercise that option and payments of penalties for terminating the lease if the lease term reflects the lessee exercising that option. The extension and termination options are incorporated in determination of lease term only when the Trust is reasonably certain to exercise these options.

The lease liability is subsequently measured at amortised cost using the effective interest rate method. The lease liability is also remeasured to reflect any reassessment or lease modification, or to reflect revised in-substance fixed lease payment.

The lease liability is remeasured when the Trust reassesses the reasonable certainty of exercising the extension or termination option upon occurrence of either a significant event or a significant change in circumstances, or when there is a change in assessment of an option to purchase underlying asset, or when there is a change in amount expected to be payable under a residual value guarantee, or when there is a change in future lease payments resulting from a change in an index or rate used to determine those payments. The corresponding adjustment is made to the carrying amount of the right-of-use asset, or is recorded in the profit and loss account if the carrying amount of right-of-use asset has been reduced to zero.

When there is a change in scope of a lease, or the consideration for a lease, that was not part of the original terms and conditions of the lease, it is accounted for as a lease modification. The lease modification is accounted for as a separate lease if modification increases the scope of lease by adding the right-to-use one or more underlying assets and the consideration for lease increases by an amount that is commensurate with the stand-alone price for the increase in scope adjusted to reflect the circumstances of the particular contracts, if any. When the lease modification is not accounted for as a separate lease, the lease liability is remeasured and corresponding adjustment is made to right-of-use asset.

The right-of-use asset is initially measured at an amount equal to the initial measurement of lease liability adjusted for any lease payments made at or before the commencement date, plus any initial direct costs incurred and an estimate of the costs to be incurred to dismantle and remove the underlying asset or to restore the underlying asset or the site on which the asset is located.

The right-of-use asset is subsequently measured at cost model. The right-of-use asset is depreciated on a straight line method over the lease term as this method most closely reflects the expected pattern of consumption of future economic benefits. The right-of-use asset is reduced by impairment losses, if any, and adjusted for certain remeasurements of the lease liability.

The Trust has elected to apply the practical expedient of not to recognise right-of-use asset and lease liabilities for short term leases that have a lease term of 12 months or less and leases of low-value assets. The lease payments associated with these leases is recognised as an expense on a straight line basis over the lease term.

### **3.3 Intangible assets**

#### **Recognition and measurement**

Intangible assets with finite useful lives, such as software that are acquired by the Trust are measured at cost less accumulated amortisation and impairment losses, if any.

#### **Subsequent expenditure**

Subsequent expenditure on intangible assets is capitalised only when it increases the future economic benefits embodied in the specific asset to which it relates. All other expenditures are expensed as incurred.

#### **Amortisation**

Amortisation is calculated to write off the cost of intangible assets using straight line method at the rates specified in note 6 to these financial statements and is recognised in income and expenditure account. Amortisation on additions is charged from the date on which the intangible asset is available for use up to the date prior to the date of disposal.

Amortisation methods and useful lives are reviewed at each reporting date and are adjusted, if appropriate.

*MEL*

### 3.4 Investment property

Investment property is property held either to earn rental income and / or for capital appreciation, but not for use in services or for administrative purposes. Investment property is measured at cost less accumulated depreciation and impairment losses, if any.

Depreciation is charged to income and expenditure account on a straight line method at the rates specified in note 7 to these financial statements. Depreciation on additions is charged from the date on which an asset is available for use up to the date prior to the date of disposal.

### 3.5 Financial assets

#### 3.5.1 Classification

On initial recognition, a financial asset is classified as measured at: amortised cost, fair value through other comprehensive income (FVOCI) or fair value through profit or loss (FVTPL).

A financial asset is measured at amortised cost if it meets both of the following conditions and is not designated as at FVTPL:

- it is held within a business model whose objective is to hold assets to collect contractual cash flows; and
- its contractual terms give rise on specified dates to cash flows that are solely payments of principal and interest on the principal amount outstanding.

A debt security is measured at FVOCI if it meets both of the following conditions and is not designated as at FVTPL:

- it is held within a business model whose objective is achieved by both collecting contractual cash flows and selling financial assets; and
- its contractual terms give rise on specified dates to cash flows that are solely payments of principal and interest on the principal amount outstanding.

On initial recognition of an equity investment that is not held for trading, the Trust may irrevocably elect to present subsequent changes in the investment's fair value in OCI. This election is made on an investment-by-investment basis.

All financial assets not classified as measured at amortised cost or FVOCI as described above are measured at FVTPL. On initial recognition, the Trust may irrevocably designate a financial asset that otherwise meets the requirements to be measured at amortised cost or at FVOCI as at FVTPL if doing so eliminates or significantly reduces an accounting mismatch that would otherwise arise.

#### Business model assessment

The Trust makes an assessment of the objective of a business model in which an asset is held at a portfolio level because this best reflects the way the business is managed and information is provided to management. The information considered includes:

- the stated policies and objectives for the portfolio and the operation of those policies in practice. In particular, whether management's strategy focuses on earning contractual interest revenue, maintaining a particular interest rate profile or realising cash flows through the sale of the assets;
- how the performance of the portfolio is evaluated and reported to the Trust's management;
- the risks that affect the performance of the business model (and the financial assets held within that business model) and its strategy for how those risks are managed;
- how managers of the business are compensated (e.g. whether compensation is based on the fair value of the assets managed or the contractual cash flows collected); and
- the frequency, volume and timing of sales in prior periods, the reasons for such sales and its expectations about future sales activity. However, information about sales activity is not considered in isolation, but as part of an overall assessment of how the Trust's stated objectives for managing the financial assets are achieved and how cash flows are realised.

*Handwritten signature*

### Assessment of whether contractual cash flows are solely payments of principal and interest

Where the business model is to hold assets to collect contractual cash flows or to collect contractual cash flows and sell, the Trust assesses whether the financial instruments' cash flows represent solely payments of principal and profit (the 'SPPI test'). In making this assessment, the Trust considers whether the contractual cash flows are consistent with a basic lending arrangement i.e. profit includes only consideration for the time value of money, credit risk, other basic lending risks and a profit margin that is consistent with a basic lending arrangement. Where the contractual terms introduce exposure to risk or volatility that are inconsistent with a basic lending arrangement, the related financial asset is classified and measured at fair value through profit or loss.

#### 3.5.2 Subsequent measurement

The following accounting policies apply to the subsequent measurement of financial assets:

<b>Financial assets at FVTPL</b>	These assets are subsequently carried at fair value. Net gains and losses, including any profit are recognised in the income and expenditure account.
<b>Financial assets at amortised cost</b>	These assets are subsequently carried at amortised cost using the effective yield method. The amortised cost is reduced by impairment losses. Interest / profit and impairment are recognised in the income and expenditure account.
<b>Debt securities at FVOCI</b>	These assets are subsequently carried at fair value. Interest income is calculated using the effective yield method. Other net gains and losses are recognised in OCI. On derecognition, gains and losses accumulated in OCI are reclassified to the income and expenditure account.
<b>Equity investments at FVOCI</b>	These assets are subsequently carried at fair value. Other net gains and losses are recognised in statement of other comprehensive income and are never reclassified to the income and expenditure account. The dividend income for equity securities classified under FVOCI is to be recognised in the income and expenditure account.

The fair value of financial assets are determined as follows:

#### Government securities

The government securities are valued on the basis of rates announced by the Financial Markets Association of Pakistan.

#### 3.5.3 Reclassifications

Financial assets are not reclassified subsequent to their initial recognition, except in the period after the Trust changes its business model for managing financial assets. The reclassification takes place from the start of the first reporting period following the change. Such changes are expected to be very infrequent and none occurred during the year.

#### 3.5.4 Impairment of financial assets

##### Financial assets at amortised cost

The Trust recognises loss allowances for ECLs on financial assets measured at amortised cost.

The Trust measures loss allowances at an amount equal to lifetime ECLs, except for the following, which are measured at 12-months ECLs:

- financial assets that are determined to have low credit risk at the reporting date; and
- other financial assets for which credit risk (i.e. the risk of default occurring over the expected life of the asset) has not increased significantly since initial recognition.

When determining whether the credit risk of a financial asset has increased significantly since initial recognition and when estimating ECLs, the Trust considers reasonable and supportable information that is relevant and available without undue cost or effort. This includes both quantitative and qualitative information and analysis, based on the Trust's historical experience and informed credit assessment and including forward-looking information.

*Attel*

The Trust assumes that the credit risk on a financial asset has increased significantly if it is more than 30 days past due.

The Trust considers a financial asset to be in default when:

- the borrower is unlikely to pay its credit obligations to the Trust in full, without recourse by the Trust to actions such as realising security (if any is held); or
- the financial asset is more than 90 days past due.

Lifetime ECLs are the ECLs that result from all possible default events over the expected life of a financial instrument.

12-months ECLs are the portion of ECLs that result from default events that are possible within the 12 months after the reporting date (or a shorter period if the expected life of the instrument is less than 12 months).

The maximum period considered when estimating ECLs is the maximum contractual period over which the Trust is exposed to credit risk.

Financial assets are written off by the Trust, in whole or part, when it has exhausted all practical recovery efforts and has concluded that there is no reasonable expectation of recovery.

### **3.6 Financial liabilities - Measurement**

Financial liabilities are initially measured at fair value less any directly attributable transaction costs. Subsequent to initial recognition, these liabilities are measured at amortised cost using the effective interest method.

### **3.7 Offsetting of financial assets and financial liabilities**

Financial assets and financial liabilities are offset and the net amount is reported in the financial statements when, and only when the Trust has a legally enforceable right to offset the amounts and intends either to settle them on a net basis or to realize the assets and settle the liabilities simultaneously.

### **3.8 Accrued expenses and other liabilities**

Accrued expenses and other liabilities are carried at cost which is the fair value of the consideration to be paid in the future for the goods and services whether or not billed to the Trust.

### **3.9 Loans, advances, prepayments and other receivables**

Loans, advances, prepayments and other receivables are recognised initially at fair value and subsequently measured at amortised cost using the effective interest rate method less provision for impairment, if any. A provision for impairment is as per note 3.5.4. The amount of the provision is charged to the income and expenditure account. Trade receivable and other receivables considered irrecoverable are written off.

### **3.10 Cash and cash equivalents**

Cash and cash equivalents comprises of cash in hand and deposits held with banks. Cash equivalents are short-term highly liquid investments that are readily convertible to known amounts of cash, are subject to an insignificant risk of changes in value, and are held for the purpose of meeting short-term cash commitments rather than for investment or other purposes.

### **3.11 Income recognition**

- Income from fund raising activities and rental income are recognised on accrual basis.
- Donations and zakat are recognised when the entitlement of the Trust is established, i.e. when the amount is received.
- Interest income on deposit accounts is recognised on time apportioned basis using effective interest method.

### **3.12 Grants**

Grants are initially recognised as deferred income at fair value if there is reasonable assurance that they will be received and the Trust will comply with the conditions associated with the grants, they are then recognised in the income and expenditure account on a systematic basis over the useful life of the assets.

*After*

Grants that compensate the Trust for expenses incurred are recognised in income and expenditure account on a systematic basis in the periods in which the expenses are recognised.

### 3.13 Provision

A provision is recognised in the balance sheet when the Trust has a legal or constructive obligation as a result of a past event, and it is probable that an outflow of economic benefits will be required to settle the obligation and a reliable estimate can be made of the amount of obligation. The amount recognised as a provision reflects the best estimate of the expenditure to settle the present obligation at the reporting date.

### 3.14 Taxation

Income tax expense comprises of current and deferred tax. Income tax expense is recognised in the income and expenditure account, except to the extent that it relates to item recognised directly in other comprehensive income in which case it is recognised in the other comprehensive income.

#### Current

Provision for current taxation is based on taxable income at the enacted or substantively enacted rates of taxation after taking into account available tax credits and rebates, if any. The charge for current tax includes adjustments to charge for prior years which arises from assessments / developments made during the year, if any.

#### Deferred

Deferred tax is recognised using balance sheet liability method, providing for temporary differences between the carrying amounts of assets and liabilities for financial reporting purposes and the amounts used for taxation purposes. The amount of deferred tax provided is based on the expected manner of realisation or settlement of the carrying amount of assets and liabilities, using the enacted or substantively enacted rates of taxation.

The Trust recognizes a deferred tax asset to the extent that it is probable that taxable profits for the foreseeable future will be available against which the assets can be utilized. Deferred tax assets are reduced to the extent that it is no longer probable that the related tax benefit will be realised.

The provision for current and deferred tax has not been recognised on the basis disclosed in note 24 to these financial statements.

### 3.15 Unrestricted Fund

This is an unrestricted fund used to meet the general revenue and capital expenditure requirements of the Trust.

### 3.16 Restricted Fund

The Trust has created a restricted fund where the resources allocated can not be spent and treated as revenue during the year due to any obligation placed by either the donor or the trustees.

#### Donation - Malala Fund

Grant received from Malala Fund (MF) is a restricted fund for Shangla Girls School, which is being managed by Zindagi Trust since August 24, 2018 as per the Grant Agreement. All grants received from MF can only be used for the operations and management of Shangla Girls School.

#### Zakat Fund

Zakat received by the Trust is categorised as restricted fund as the Trust follows a Wakalah Model. In this model, zakat is received on behalf of zakat eligible students and is only spent on direct educational expenses of those students. These expenses are adjusted with the zakat fund according to the procedure advised by the Shariah Advisor of Trust.

#### Endowment Fund

This fund was created for the sustainability of operations of the Trust. The principal objective of this fund is to make investments in schemes where the principal amount is not depreciated. A certain amount can be transferred from this fund to operations account, when required, after approval from the Board of Trustees.

*Handwritten signature*

## 4 DETAILS OF THE BALANCE SHEET AND RESTRICTED FUNDS

## 4.1 Balance Sheet

ASSETS	Note	2023			2022		
		Unrestricted Fund	Restricted Fund	Total	Unrestricted Fund	Restricted Fund	Total
		(Rupees)			(Rupees)		
<b>Non-current assets</b>							
Property and equipments	5	9,370,733	-	9,370,733	10,682,859	-	10,682,859
Intangible assets	6	1	-	1	1	-	1
Investment property	7	7,512,405	-	7,512,405	7,696,799	-	7,696,799
		16,883,139	-	16,883,139	18,379,659	-	18,379,659
<b>Current assets</b>							
Security deposits	9	653,000	-	653,000	664,800	-	664,800
Loans, advances, prepayments and other receivables	10	1,038,885	-	1,038,885	906,718	-	906,718
Accrued interest income		3,028	1,335,616	1,338,644	3,316,776	-	3,316,776
Taxation receivable		3,523,052	-	3,523,052	3,484,267	-	3,484,267
Investments	8	4,676,198	198,434,357	203,110,555	23,820,267	111,000,000	134,820,267
Cash and bank balances	11	34,821,492	109,512,671	144,334,163	49,743,308	53,245,141	102,988,449
		44,715,655	309,282,644	353,998,299	81,936,136	164,245,141	246,181,277
<b>Total assets</b>		<b>61,598,794</b>	<b>309,282,644</b>	<b>370,881,438</b>	<b>100,315,795</b>	<b>164,245,141</b>	<b>264,560,936</b>
<b>FUNDS</b>							
Unrestricted Fund	12	40,729,271	-	40,729,271	87,785,843	-	87,785,843
Restricted Fund	13	-	309,282,644	309,282,644	-	164,245,141	164,245,141
		40,729,271	309,282,644	350,011,915	87,785,843	164,245,141	252,030,984
<b>LIABILITIES</b>							
<b>Current liabilities</b>							
Deferred contributions	14	7,281,516	-	7,281,516	-	-	-
Retention money	15	7,017,292	-	7,017,292	5,038,760	-	5,038,760
Accrued expenses and other liabilities	16	6,570,715	-	6,570,715	7,491,192	-	7,491,192
		20,869,523	-	20,869,523	12,529,952	-	12,529,952
<b>Total funds and liabilities</b>		<b>61,598,794</b>	<b>309,282,644</b>	<b>370,881,438</b>	<b>100,315,795</b>	<b>164,245,141</b>	<b>264,560,936</b>
<b>CONTINGENCIES AND COMMITMENTS</b>							
	17						

## 4.2 Details of restricted funds

Income	Note	2023				2022			
		Restricted funds				Restricted funds			
		Zakat	Digital safety fund	Malala Fund	Total	Zakat	Digital safety fund	Malala Fund	Total
Donations	18	-	12,424,391	133,433,807	145,858,198	-	-	68,839,136	68,839,136
Zakat receipts	21	26,971,203	-	-	26,971,203	34,991,760	-	-	34,991,760
Income on investments	19	4,634,607	-	-	4,634,607	2,354,773	-	-	2,354,773
Profit on bank deposits		1,702,128	-	6,889,147	8,591,275	350,011	-	-	350,011
Others		-	-	778,000	778,000	-	-	-	-
<b>Total income</b>		<b>33,307,938</b>	<b>12,424,391</b>	<b>141,100,954</b>	<b>186,833,283</b>	<b>37,696,544</b>	<b>-</b>	<b>68,839,136</b>	<b>106,535,680</b>
Direct educational expenditure	23	27,647,761	-	76,582,375	104,230,136	12,843,562	-	61,756,047	74,599,609
<b>Surplus for the year before taxation</b>		<b>5,660,177</b>	<b>12,424,391</b>	<b>64,518,579</b>	<b>82,603,147</b>	<b>24,852,982</b>	<b>-</b>	<b>7,083,089</b>	<b>31,936,071</b>
Taxation	24	-	-	-	-	-	-	-	-
<b>Surplus for the year</b>		<b>5,660,177</b>	<b>12,424,391</b>	<b>64,518,579</b>	<b>82,603,147</b>	<b>24,852,982</b>	<b>-</b>	<b>7,083,089</b>	<b>31,936,071</b>

At 24

## 5 PROPERTY AND EQUIPMENT

2023	Furniture and fixtures	Office equipment	Sub total	Right-of-use asset	Total
----- (Rupees) -----					
<b>As at July 1, 2022</b>					
Cost	10,373,489	12,402,642	22,776,131	-	22,776,131
Accumulated depreciation	(5,733,332)	(6,359,940)	(12,093,272)	-	(12,093,272)
<b>Net book value as at July 1, 2022</b>	<u>4,640,157</u>	<u>6,042,702</u>	<u>10,682,859</u>	<u>-</u>	<u>10,682,859</u>
<b>For the year ended June 30, 2022</b>					
Opening net book value	4,640,157	6,042,702	10,682,859	-	10,682,859
Additions	150,818	2,176,848	2,327,666	-	2,327,666
Disposals					
- Cost	-	-	-	-	-
- Accumulated depreciation	-	-	-	-	-
Depreciation charge	(1,512,774)	(2,127,018)	(3,639,792)	-	(3,639,792)
<b>Net book value as at June 30, 2023</b>	<u>3,278,201</u>	<u>6,092,532</u>	<u>9,370,733</u>	<u>-</u>	<u>9,370,733</u>
<b>As at June 30, 2023</b>					
Cost	10,524,307	14,579,490	25,103,797	-	25,103,797
Accumulated depreciation	(7,246,106)	(8,486,958)	(15,733,064)	-	(15,733,064)
<b>Net book value as at June 30, 2023</b>	<u>3,278,201</u>	<u>6,092,532</u>	<u>9,370,733</u>	<u>-</u>	<u>9,370,733</u>
<b>Annual rate of depreciation</b>	<u>20%</u>	<u>20%</u>		<u>20%</u>	
2022	Furniture and fixtures	Office equipment	Sub total	Right-of-use asset	Total
----- (Rupees) -----					
<b>As at July 1, 2021</b>					
Cost	8,260,788	9,180,793	17,441,581	7,632,212	25,073,793
Accumulated depreciation	(4,683,151)	(4,553,634)	(9,236,785)	(103,138)	(9,339,923)
<b>Net book value as at July 1, 2021</b>	<u>3,577,637</u>	<u>4,627,159</u>	<u>8,204,796</u>	<u>7,529,074</u>	<u>15,733,870</u>
<b>For the year ended June 30, 2021</b>					
Opening net book value	3,577,637	4,627,159	8,204,796	7,529,074	15,733,870
Additions	2,440,121	3,221,849	5,661,970	-	5,661,970
Disposals					
- Cost	(327,420)	-	(327,420)	(7,632,212)	(7,959,632)
- Accumulated depreciation	305,631	-	305,631	2,283,104	2,588,735
	(21,789)	-	(21,789)	(5,349,108)	(5,370,897)
Depreciation charge	(1,355,812)	(1,806,306)	(3,162,118)	(2,179,966)	(5,342,084)
<b>Net book value as at June 30, 2022</b>	<u>4,640,157</u>	<u>6,042,702</u>	<u>10,682,859</u>	<u>-</u>	<u>10,682,859</u>
<b>As at June 30, 2022</b>					
Cost	10,373,489	12,402,642	22,776,131	-	22,776,131
Accumulated depreciation	(5,733,332)	(6,359,940)	(12,093,272)	-	(12,093,272)
<b>Net book value as at June 30, 2022</b>	<u>4,640,157</u>	<u>6,042,702</u>	<u>10,682,859</u>	<u>-</u>	<u>10,682,859</u>
<b>Annual rate of depreciation</b>	<u>20%</u>	<u>20%</u>		<u>20%</u>	

5.1 The cost of fully depreciated assets as at June 30, 2023 is Rs. 5.714 million (2022: Rs. 5.295 million).

5.2 The cost of assets written off during the year ended June 30, 2023 is nil (2022: nil).

## 5.3 Depreciation allocation

	2023	2022
	----- (Rupees) -----	
Head office expenditure- other than ROU	893,251	806,851
Right of Use Asset	-	2,179,966
Direct educational expenditure - SMB Fatima Jinnah School (SMB)	1,298,965	1,063,817
Direct educational expenditure - Khatoon -e- Pakistan School (KPS)	773,153	719,784
Direct educational expenditure - Shangla Girls School (SGS)	674,423	571,666
	<u>3,639,792</u>	<u>5,342,084</u>

AHFC

## 6 INTANGIBLE ASSETS

2023	Computer Software (Rupees)
<b>As at July 1, 2022</b>	
Cost	80,000
Accumulated depreciation	(79,999)
<b>Net book value as at July 1, 2022</b>	<u>1</u>
<b>For the year ended June 30, 2022</b>	
Opening net book value	1
Additions	-
Disposals	
- Cost	-
- Accumulated depreciation	-
Adjustment / transfer	
- Cost	-
- Accumulated depreciation	-
Depreciation charge	-
<b>Net book value as at June 30, 2023</b>	<u>1</u>
<b>As at June 30, 2023</b>	
Cost	80,000
Accumulated depreciation	(79,999)
<b>Net book value as at June 30, 2023</b>	<u>1</u>
<b>Annual rate of depreciation</b>	<u>33%</u>
2022	Computer Software (Rupees)
<b>As at July 1, 2021</b>	
Cost	80,000
Accumulated depreciation	(79,999)
<b>Net book value as at July 1, 2021</b>	<u>1</u>
<b>For the year ended June 30, 2021</b>	
Opening net book value	1
Additions	-
Disposals	
- Cost	-
- Accumulated depreciation	-
Depreciation charge	-
<b>Net book value as at June 30, 2022</b>	<u>1</u>
<b>As at June 30, 2022</b>	
Cost	80,000
Accumulated depreciation	(79,999)
<b>Net book value as at June 30, 2022</b>	<u>1</u>
<b>Annual rate of depreciation</b>	<u>33%</u>

*At Her*

7	INVESTMENT PROPERTY	Note	2023	2022
			----- (Rupees) -----	
	Investment property	7.1	7,512,405	7,696,799
			<u>7,512,405</u>	<u>7,696,799</u>
7.1	Investment property			
	<b>2023</b>	<b>Land *</b>	<b>Building **</b>	<b>Total</b>
		----- (Rupees) -----		
	<b>As at July 1, 2022</b>			
	Cost	7,500,000	3,687,875	11,187,875
	Accumulated depreciation	-	(3,491,076)	(3,491,076)
	<b>Net book value as at July 1, 2022</b>	<u>7,500,000</u>	<u>196,799</u>	<u>7,696,799</u>
	<b>For the year ended June 30, 2022</b>			
	Opening net book value	7,500,000	196,799	7,696,799
	Additions	-	-	-
	Disposals			
	- Cost	-	-	-
	- Accumulated depreciation	-	-	-
	Depreciation charge	-	(184,394)	(184,394)
	<b>Net book value as at June 30, 2023</b>	<u>7,500,000</u>	<u>12,405</u>	<u>7,512,405</u>
	<b>As at June 30, 2023</b>			
	Cost	7,500,000	3,687,875	11,187,875
	Accumulated depreciation	-	(3,675,470)	(3,675,470)
	<b>Net book value as at June 30, 2023</b>	<u>7,500,000</u>	<u>12,405</u>	<u>7,512,405</u>
	<b>Annual rate of depreciation</b>	<u>0%</u>	<u>5%</u>	
	<b>2022</b>	<b>Land *</b>	<b>Building **</b>	<b>Total</b>
		----- (Rupees) -----		
	<b>As at July 1, 2021</b>			
	Cost	7,500,000	3,687,875	11,187,875
	Accumulated depreciation	-	(3,306,682)	(3,306,682)
	<b>Net book value as at July 1, 2021</b>	<u>7,500,000</u>	<u>381,193</u>	<u>7,881,193</u>
	<b>For the year ended June 30, 2021</b>			
	Opening net book value	7,500,000	381,193	7,881,193
	Additions	-	-	-
	Disposals			
	- Cost	-	-	-
	- Accumulated depreciation	-	-	-
	Depreciation charge	-	(184,394)	(184,394)
	<b>Net book value as at June 30, 2022</b>	<u>7,500,000</u>	<u>196,799</u>	<u>7,696,799</u>
	<b>As at June 30, 2022</b>			
	Cost	7,500,000	3,687,875	11,187,875
	Accumulated depreciation	-	(3,491,076)	(3,491,076)
	<b>Net book value as at June 30, 2022</b>	<u>7,500,000</u>	<u>196,799</u>	<u>7,696,799</u>
	<b>Annual rate of depreciation</b>	<u>0%</u>	<u>5%</u>	

\* This represents Plot no.26, Sector 5, Sub Sector B, DHA City, Karachi measuring 500 square yards. The fair value of the investment property is Rs. 11.50 million as at June 30, 2023 (2022: Rs. 11.50 million). The land has been acquired in the name of two Trustees. Based on the legal opinion obtained by the Trust, there is no impediment to the property in the name of Trustees.

*MHEG*

\*\* This represents Office No. 201, Second Floor, "Anum Empire" building measuring 2425.25 square feet, constructed on Plot No. ZCC-1, Block No. 7/8, K.C.H.S., Union Limited, Karachi. Currently, the property has been rented out to Highnoon Laboratories. The fair value of the investment property is Rs. 30.315 million as at June 30, 2023 (2022: Rs. 33.953 million).

8 INVESTMENTS	Note	2023	2022
		----- (Rupees) -----	
<b>At amortised cost</b>			
<b>Current assets</b>			
National savings certificates		-	86,000,000
Term deposit receipts (TDR)	8.1	50,000,000	25,000,000
Treasury bills (T-Bills)	8.2	153,110,555	23,820,267
		<u>203,110,555</u>	<u>134,820,267</u>

#### 8.1 Term deposit receipts - at amortised cost

Name of the Bank	Issue date	Coupon rate %	Tenure	Face Value				Amortised cost as at June 30, 2023
				As at July 1, 2022	Purchase during the year	Matured during the year	As at June 30, 2023	
----- (Rupees) -----								
BankIslami Pakistan Limited	30-Jun-22	14.3	1 month	25,000,000	-	(25,000,000)	-	-
BankIslami Pakistan Limited	1-Aug-22	15.0	1 month	-	25,000,000	(25,000,000)	-	-
BankIslami Pakistan Limited	1-Sep-22	15.0	1 month	-	25,000,000	(25,000,000)	-	-
BankIslami Pakistan Limited	21-Oct-22	15.0	1 month	-	40,000,000	(40,000,000)	-	-
BankIslami Pakistan Limited	29-Nov-22	14.0	1 month	-	40,000,000	(40,000,000)	-	-
BankIslami Pakistan Limited	3-Jan-23	15.0	1 month	-	35,000,000	(35,000,000)	-	-
BankIslami Pakistan Limited	3-Feb-23	16.0	1 month	-	35,000,000	(35,000,000)	-	-
BankIslami Pakistan Limited	8-Mar-23	18.0	1 month	-	35,000,000	(35,000,000)	-	-
Bank Al Habib Limited	23-Aug-22	15.0	1 month	-	50,000,000	(50,000,000)	-	-
Bank Al Habib Limited	4-Oct-22	15.0	1 month	-	100,000,000	(100,000,000)	-	-
Bank Al Habib Limited	26-Oct-22	15.0	1 month	-	25,000,000	(25,000,000)	-	-
Bank Al Habib Limited	24-Nov-22	15.0	1 month	-	60,000,000	(60,000,000)	-	-
Bank Al Habib Limited	15-Dec-22	16.0	1 month	-	60,000,000	(60,000,000)	-	-
Bank Al Habib Limited	2-Feb-23	16.0	1 month	-	70,000,000	(70,000,000)	-	-
Bank Al Habib Limited	10-Mar-23	19.0	1 month	-	70,000,000	(70,000,000)	-	-
Bank Al Habib Limited	19-Apr-23	20.0	1 month	-	130,000,000	(130,000,000)	-	-
Bank Al Habib Limited	26-May-23	20.0	1 month	-	100,000,000	(100,000,000)	-	-
Faysal Bank Limited	12-May-23	20.0	3 month	-	50,000,000	-	50,000,000	50,000,000
<b>Total as at June 30, 2023</b>				<u>25,000,000</u>	<u>950,000,000</u>	<u>(925,000,000)</u>	<u>50,000,000</u>	<u>50,000,000</u>
<b>Total as at June 30, 2022</b>				<u>-</u>	<u>534,970,000</u>	<u>(509,970,000)</u>	<u>25,000,000</u>	<u>25,000,000</u>

#### 8.2 Treasury bills - amortised cost

Name of the Bank	Issue date	Effective Rate %	Tenure	Face value				Amortised cost as at June 30, 2023
				As at July 1, 2022	Purchased during the year	Matured during the year	As at June 30, 2023	
----- (Rupees) -----								
United Bank Limited	28-Apr-22	14.7	6 month	25,000,000	-	(25,000,000)	-	-
United Bank Limited	17-Nov-22	16.0	3 month	-	104,000,000	(104,000,000)	-	-
United Bank Limited	29-Dec-22	17.0	3 month	-	60,000,000	(60,000,000)	-	-
United Bank Limited	23-Feb-23	19.0	3 month	-	107,000,000	(107,000,000)	-	-
United Bank Limited	1-Jun-23	22.0	3 month	-	158,000,000	-	158,000,000	153,110,555
<b>Total as at June 30, 2023</b>				<u>25,000,000</u>	<u>429,000,000</u>	<u>(296,000,000)</u>	<u>158,000,000</u>	<u>153,110,555</u>
<b>Total as at June 30, 2022</b>				<u>-</u>	<u>25,000,000</u>	<u>-</u>	<u>25,000,000</u>	<u>23,820,267</u>

9 SECURITY DEPOSITS	2023	2022	
		----- (Rupees) -----	
Head office building	645,000	645,000	
Others	8,000	19,800	
	<u>653,000</u>	<u>664,800</u>	

AHEC

	Note	2023	2022
		----- (Rupees) -----	
<b>10 LOANS, ADVANCES, PREPAYMENTS AND OTHER RECEIVABLES</b>			
Advance to vendors		173,953	618,402
Loans and advances to employees	10.1 & 10.2	497,165	272,916
Prepaid expenses		250,000	-
Other receivables		117,767	15,400
		<u>1,038,885</u>	<u>906,718</u>
<b>10.1</b>	Reconciliation of carrying amount of loans and advances to employees is as follows:		
Opening balance		272,916	171,700
Disbursement during the year		1,930,050	622,600
Receipts during the year		<u>(1,705,801)</u>	<u>(521,384)</u>
Closing balance		<u>497,165</u>	<u>272,916</u>
<b>10.2</b>	This includes interest free loans provided to executives and other employees for the purpose of car leasing, marriage expenses, medical treatment etc. which are repayable within 12 months in equal instalments.		
<b>11 CASH AND BANK BALANCES</b>	Note	2023	2022
		----- (Rupees) -----	
<b>Balances with banks</b>			
Current accounts		381,844	3,739,192
Deposit accounts	11.1	143,906,103	99,168,763
		<u>144,287,947</u>	<u>102,907,955</u>
<b>Cash in hand</b>		46,216	80,494
		<u>144,334,163</u>	<u>102,988,449</u>
<b>11.1</b>	Deposit accounts carry rate of return ranging from 4.30% to 19.50% (2022: 6% to 12.75%) per annum.		
<b>11.2</b>	Cash and cash equivalents for the purpose of statement of cash flows:	Note	2023
			2022
		----- (Rupees) -----	
Cash and bank balances	11	144,334,163	102,988,449
Term deposit receipts (TDR)	8.1	50,000,000	25,000,000
Treasury bills (T-Bills)	8.2	153,110,555	-
		<u>347,444,718</u>	<u>127,988,449</u>
<b>12 UNRESTRICTED FUND</b>			
Opening balance		87,785,843	58,590,533
Surplus for the year	4.2	15,377,784	29,195,310
Transferred to restricted fund		<u>(62,434,356)</u>	-
		<u>40,729,271</u>	<u>87,785,843</u>
<b>13 RESTRICTED FUND</b>			
Opening balance		164,245,141	132,309,070
Surplus for the year	4.2	82,603,147	31,936,071
Transferred from unrestricted fund		62,434,356	-
	13.1	<u>309,282,644</u>	<u>164,245,141</u>
<b>13.1</b>	This includes Rs. 148.434 million (2022: Rs. 86 million) relating to Endowment Fund, Rs. 66.06 million (2022: Rs. 60.399 million) relating to Zakat, Rs 12.424 million (2022: Nil) relating to TikTok and Rs. 82.364 million (2022: Rs. 17.845 million) relating to Malala Fund. Zakat fund shall be utilized under the guidelines of Shariah Advisor appointed by the		
<b>14 DEFERRED CONTRIBUTION</b>		2023	2022
		----- (Rupees) -----	
At the beginning of the year		-	-
Funds received during the year		14,964,533	-
Funds utilized during the year		<u>(7,683,017)</u>	-
At the end of the year		<u>7,281,516</u>	-
<b>14.1</b>	A project agreement was entered between international Development and Relief Foundation (IDRF) and the Trust to mitigate the learning losses of students at the Khatoun-e-Pakistan Government Girls School (KPS) by providing access to quality education through various programs and activities. Through this agreement, IDRF Canada will disburse the funds on receipt of reports related to progress of the said project. Agreement includes a detailed Payment and Reporting Schedule. Further, during the current year, a new agreement has been made with IDRF dated April 1, 2023 and valid till		

At the end of the year

Following payments were received during the year ended June 30, 2023:

Prerequisite	Date of receipt	Amount (CAN \$)	Conversion Rate	Conversion
Submission and acceptance of second interim progress report 2022	July 13, 2022	10,000	156.49	1,564,945
Submission and acceptance of project completion report 2022	December 19, 2022	5,085	163.16	829,672
Receipt on signature of new Project Agreement	April 7, 2023	60,000	209.49	12,569,916
				<u>14,964,533</u>

## 15 RETENTION MONEY

This represents retention money and profit thereon for staff of SMB Fatima Jinnah School and KPS School amounting to Rs. 4.403 million (2022: Rs. 3.225 million) and Rs. 2.614 million (2022: Rs. 1.814 million) respectively.

This amount is deducted at 10% of gross salaries for ten months so as to retain one gross salary of every employee of SMB Fatima Jinnah School and KPS School. The said amount is deposited in the bank and earns profit thereon. The gross amount and the profit earned is refunded to employee in his / her retirement / resignation. If the employee leaves without prior information to the management then the said amount is withheld by the Trust and is recorded in other

The reconciliation of the said amount is given below:

Note	SMB Fatima Jinnah		KPS School		TOTAL	
	2023	2022	2023	2022	2023	2022
	----- (Rupees) -----					
Opening balance	3,224,528	2,562,373	1,814,232	1,143,090	5,038,760	3,705,463
Deductions made during the year	1,265,531	775,829	1,173,713	839,449	2,439,244	1,615,278
Profit earned on deduction	616,854	245,906	303,359	119,776	920,213	365,682
Refunded during the year	(579,553)	(359,580)	(635,881)	(288,083)	(1,215,434)	(647,663)
Written off during the year	(123,900)	-	(41,590)	-	(165,491)	-
Closing balance	<u>14 4,403,460</u>	<u>3,224,528</u>	<u>2,613,833</u>	<u>1,814,232</u>	<u>7,017,292</u>	<u>5,038,760</u>

15.1 These are payable on demand and therefore have been classified to current liabilities.

## 16 ACCRUED EXPENSES AND OTHER LIABILITIES

	2023	2022
	----- (Rupees) -----	
Accrued expenses	2,071,455	1,914,263
Security deposit against investment property	750,000	750,000
Unearned rental income	-	99,054
Creditors	3,746,720	4,727,615
Others	2,540	260
	<u>6,570,715</u>	<u>7,491,192</u>

## 17 CONTINGENCIES AND COMMITMENTS

There were no contingencies and commitments outstanding as at June 30, 2023 and June 30, 2022.

18 DONATIONS	Note	2023	2022
		----- (Rupees) -----	
Unrestricted donation		75,489,740	110,432,959
Restricted donation		145,858,198	68,839,136
	18.1	<u>221,347,938</u>	<u>179,272,095</u>
18.1 Donations from:			
Overseas donors	18.2	177,508,497	116,677,172
Local donors	18.3	43,839,441	62,594,923
		<u>221,347,938</u>	<u>179,272,095</u>

*Atul*

18.2 Overseas donors	Note	2023	2022
		----- (Rupees) -----	
Grant From Malala Fund		133,433,807	68,839,136
Zindagi Trust USA Inc.		21,999,010	21,919,937
International Development And Relief Foundation (IDRF) Of Canada		-	7,348,961
Global Giving		7,557,016	7,092,763
Community Partners International (CPI)		-	4,473,071
Facebook		-	2,908,089
ZT cyber source portal		2,094,273	1,727,110
TikTok		12,424,391	2,368,105
		<u>177,508,497</u>	<u>116,677,172</u>

18.3 Local donors			
Lucky Cement Limited		24,000,000	24,000,000
Bestway Foundation		3,000,000	2,200,000
Mr. Najmul Hasan		2,900,000	-
KFC		3,480,000	-
Meta Corporation		1,200,000	800,000
Lahore Grammar School		1,000,000	1,000,000
Mr. Mahmood Abbas		1,000,000	-
Staff Duties Coordination Fund		-	10,000,000
Soldier Welfare Fund		-	10,000,000
Chairman Joint Chiefs Of Staff Committee		-	1,000,000
Sui Southern Gas Company Limited		-	1,236,000
ZT Cyber Source Portal		-	496,532
Bank Islami Pakistan Limited		-	300,000
Others	18.3.1	7,259,441	11,562,391
		<u>43,839,441</u>	<u>62,594,923</u>

18.3.1 This represents donations received from individual and other corporate donors, not exceeding Rs. 1 million individually.

## 19 INVESTMENT INCOME

	2023		
	Unrestricted	Restricted	Total
	----- (Rupees) -----		
National Savings Certificates	2,664,629	-	2,664,629
Term Deposit Receipts	9,576,370	4,634,607	14,210,977
Treasury Bills	14,677,651	-	14,677,651
	<u>26,918,650</u>	<u>4,634,607</u>	<u>31,553,257</u>

	2022		
	Unrestricted	Restricted	Total
	----- (Rupees) -----		
National Savings Certificates	11,197,156	-	11,197,156
Term Deposit Receipts	2,223,905	2,354,773	4,578,678
Treasury Bills	589,867	-	589,867
	<u>14,010,928</u>	<u>2,354,773</u>	<u>16,365,701</u>

20 RENTAL INCOME	Note	2023	2022
		----- (Rupees) -----	
Income from Investment Property	20.1	2,625,722	2,354,676
Income from SMB canteen		331,336	287,980
Income from KPS canteen		180,048	163,700
		<u>3,137,106</u>	<u>2,806,356</u>

AA/SL

- 20.1 investment property was rented out to Highnoon Laboratories at a monthly rent Rs. 218,801 till June 15, 2023 and Rs. 239,713 from June 16, 2023 and onwards.

21 ZAKAT RECEIPTS	Note	2023	2022
----- (Rupees) -----			
<b>Zakat from:</b>			
Overseas	20.1	14,800,895	26,111,712
Local		12,170,308	8,880,048
		<u>26,971,203</u>	<u>34,991,760</u>
Investment income on zakat	19	4,634,607	2,354,773
Profit on zakat		1,702,128	350,011
		<u>33,307,938</u>	<u>37,696,544</u>

- 21.1 This represents zakat received from Zindagi Trust USA Inc amounting to Rs. 10,395,000.

22 HEAD OFFICE EXPENDITURE	Note	2023	2022
----- (Rupees) -----			
Salaries and wages		8,051,552	7,767,644
Marketing and web development expense		1,835,521	1,192,289
Depreciation - right of use asset		-	2,179,966
Depreciation - property and equipment	5.3	893,251	806,851
Depreciation - investment property	7.1	184,394	184,394
Utilities		829,256	634,272
Advocacy expense		444,996	611,879
Finance cost		-	567,866
Communication		350,126	388,120
Rent and taxes		2,897,693	363,692
Entertainment expenses		425,171	283,124
Printing and stationery		84,033	240,684
Repairs and maintenance		160,077	225,245
Bank charges		230,036	194,588
Auditors' remuneration		250,511	183,333
Insurance		168,108	158,490
Stores and materials		44,449	79,400
Fee and subscription expenses		745,500	-
Travelling and conveyance		119,924	61,103
Others		204,479	277,100
Plantation expenses		5,050	7,140
ERP software subscription fee		103,000	24,909
<b>Unrestricted fund</b>		<u>18,027,127</u>	<u>16,432,089</u>

### 23 DIRECT EDUCATIONAL EXPENDITURE

#### Unrestricted fund

SMB Fatima Jinnah Government Girls School (SMB)	23.1	51,328,561	51,056,838
Khatoon-e-Pakistan School (KPS)	23.2	33,934,975	30,052,183
Shangla Girls School (SGS)	23.3	-	5,854,157
Govt Elementary College of Education (GECE)	23.4	1,011,850	402,583
Latifal school		567,400	-
		<u>86,842,786</u>	<u>87,365,761</u>

#### Restricted fund

SMB Fatima Jinnah Government Girls School (SMB)	23.1	15,944,127	8,476,607
Khatoon-e-Pakistan School (KPS)	23.2	11,703,634	4,366,955
Shangla Girls School (SGS)	23.3	76,582,375	61,756,047
		104,230,136	74,599,609

<u>191,072,922</u>	<u>161,965,370</u>
--------------------	--------------------

*Apfel*

	2023	2022
	----- (Rupees) -----	
<b>23.1 SMB Fatima Jinnah Government Girls School (SMB)</b>		
Salaries and wages	21,970,146	20,886,725
Teaching staff expense	14,162,681	13,540,030
Academic course expenses	4,257,953	3,867,656
Music related expense	35,224	3,098,180
Repairs and maintenance	413,876	2,116,975
Marketing and web development expense	1,476,090	1,192,288
Depreciation - property and equipment	1,271,520	1,063,817
Breakfast expenses	1,065,477	977,250
Stores and materials	827,408	920,208
Insurance	737,804	738,632
Festivals and other related expenses	46,324	498,009
Printing and stationery	425,032	456,490
Sports related expenses	793,830	348,691
Janitorial expenses	336,698	262,235
Auditors' remuneration	604,736	183,334
Art activities expenses	180,691	125,727
Travelling and conveyance	497,438	119,590
Communication	92,226	87,671
Teachers' training expenses	545,079	73,441
Covid-19 relief expense	-	36,792
Plantation expenses	1,500	1,120
General expense	153,972	-
Others	1,432,856	461,977
<b>Unrestricted fund</b>	<u>51,328,561</u>	<u>51,056,838</u>
Salaries paid from Zakat	15,164,365	7,821,137
Depreciation - (office equipment) from zakat	27,445	-
Other zakat expenses	752,317	655,470
<b>Restricted fund</b>	<u>15,944,127</u>	<u>8,476,607</u>
<b>Total</b>	<u><u>67,272,688</u></u>	<u><u>59,533,445</u></u>
<b>23.2 Khatoon-e-Pakistan School (KPS)</b>		
Salaries and wages	16,016,914	15,295,172
Teaching staff expense	8,014,065	6,692,183
Repairs and maintenance	1,018,698	1,505,431
Academic course expenses	2,300,810	1,273,353
Marketing and web development expense	1,476,090	1,192,288
Depreciation - property and equipment	687,108	719,784
Breakfast expenses	760,819	566,012
Art activities expenses	128,525	347,326
Insurance	336,215	330,164
Printing and stationery	139,456	297,718
Sports related expenses	157,533	283,293
Festivals and other related expenses	31,990	189,024
Auditors' remuneration	410,440	183,334
Janitorial expenses	174,498	145,037
Communication	85,132	90,244
Teachers' training expenses	304,279	78,636
Plantation expenses	63,090	60,245
Covid-19 relief expense	-	13,634
Fee and subscription expenses	-	8,000
Security charges	645,323	-
Travelling and conveyance	139,763	-
General expense	228,892	-
Others	815,335	781,305
<b>Unrestricted fund</b>	<u>33,934,975</u>	<u>30,052,183</u>
Salaries paid from zakat	10,837,773	4,089,283
Depreciation - (office Equipment) from zakat	86,045	-
Other zakat expenses	779,816	277,672
<b>Restricted fund</b>	<u>11,703,634</u>	<u>4,366,955</u>
<b>Total</b>	<u><u>45,638,609</u></u>	<u><u>34,419,138</u></u>

*MHEC*

### 23.3 Shangla Girls School (SGS)

Zindagi Trust (ZT) and Malala Fund (MF) have entered into an agreement effective August 2018. As part of the agreement, ZT has taken charge of the management of Shangla Girls School (SGS), located at Barkana, Shahpur, Shangla, KP, Pakistan. As per agreement, MF is responsible to acquire and discharge funds for SGS to ZT, as ZT is the sole manager of the project. The school land has been transferred in the name of ZT only for the purpose of conducting operations and the Trust does not hold rights or obligations over the land, and is obliged to transfer the land in the name of any party on the mutual discretion of the Fund and the Trust. The financial agreement between both the parties was of three years initially. The agreement was extended on March 29, 2023 for 18 months. Both organisations are confident in the continuation of the partnership.

	2023	2022
	----- (Rupees) -----	
Salaries expense	37,219,713	31,070,940
Students aid expense	15,284,982	12,548,192
Security guards expense	8,147,720	6,465,726
Additional academic and curricular program	2,941,533	2,386,306
Health and medical insurance	2,168,140	2,185,636
Traveling expense	1,301,373	2,267,786
Child Protection	1,122,504	1,466,159
Compensation and Benefits	1,632,058	1,303,934
Repair and maintenance expense	441,530	1,865,270
Arts and craft activities expense	43,560	823,944
General & cleaning expense	660,546	748,793
Depreciation - property and equipment	674,423	571,666
Auditors remuneration	687,313	550,000
EOBI contribution expense	928,750	503,100
Daily allowance expense	152,000	392,117
Electricity & utilities expense	729,623	326,347
Legal adviser fee expense	180,000	180,000
Postage expense	168,245	168,968
Miscellaneous expense	9,400	124,477
Internet expense	101,106	118,974
School stationery expense	352,214	108,232
Staff lodging expense	-	81,430
Covid-19 relief expense	-	26,012
Office supplies expense	270,363	64,400
Entertainment expense	251,228	36,002
Healthcare room supplies	21,114	31,762
Printing stationery expense	16,300	20,840
Fire extinguishers expense	25,000	16,690
Security equipment rent expense	-	7,600
Library books expense	-	3,458
Others	1,051,637	1,145,443
	<u>76,582,375</u>	<u>67,610,204</u>
<b>Unrestricted fund</b>	-	5,854,157
<b>Restricted fund</b>	<u>76,582,375</u>	<u>61,756,047</u>
	<u>76,582,375</u>	<u>67,610,204</u>

### 23.4 Govt Elementary College of Education (GECE)

Salaries and wages	877,000	330,315
Marketing and web development expense	134,850	28,360
Teachers' training expenses	-	43,908
<b>Unrestricted fund</b>	<u>1,011,850</u>	<u>402,583</u>

Atte

23.5 Auditors' remuneration	2023	2022
	----- (Rupees) -----	
Annual audit fee	1,500,000	1,000,000
Out of pocket expense	225,000	100,000
	<u>1,725,000</u>	<u>1,100,000</u>
Sales tax on services of auditors' of current year	138,000	-
Sales tax on services of auditors' of prior year	90,000	-
	<u><u>1,953,000</u></u>	<u><u>1,100,000</u></u>

## 24 TAXATION

24.1 In accordance with the provisions of Section 100 C of the Income Tax Ordinance 2001, the income of non-profit organisations, trusts or welfare institutions, shall be allowed a tax credit equal to one hundred percent of the tax payable, including minimum tax and final taxes payable under any of the provision of the Income tax Ordinance 2001, subject to the following conditions, namely:

- (a) return has been filed;
- (b) tax required to be deducted or collected has been deducted or collected and paid;
- (c) withholding tax statements for the immediately preceding tax year have been filed; and
- (d) the administrative and management expenditure does not exceed 15% of the total receipts;

"Provided that clause (d) shall not apply to a non-profit organisation, if;

- (a) charitable and welfare activities of the non-profit organisation have commenced for the first time within last three years; and
- (b) total receipts of the non-profit organisation during the tax year are less than one hundred million Rupees."

The Trust has not commenced operations for the first time within last three years and total receipts of the Trust are more than one hundred million Rupees. Therefore clause (d) will be applicable in this case. The Trust complies with the provisions of clause (a) to (d) and is therefore entitled for a tax credit equal to one hundred percent of the tax payable including minimum tax and final taxes payable under any of the provision of the Income Tax Ordinance, 2001.

24.2 Further, sub-section (1A) of section 100 C of the Income Tax Ordinance, 2001 provides that the surplus funds of non-profit organisation shall be taxed at a rate of ten percent.

For the purpose of sub-section (1A), surplus funds means funds or monies:

- (a) not spent on charitable and welfare activities during the tax year;
- (b) received during the tax year as donations, voluntary contributions, subscriptions and other incomes;
- (c) which are more than twenty-five percent of the total receipts of the non-profit organization received during the tax year; and
- (d) are not part of restricted funds.

For the purpose of this sub-section, "restricted funds" mean any fund received by the organization but could not be spent and treated as revenue during the year due to any obligation placed by the donor.

The Trust has not recognized any provision for current or deferred tax in respect of its surplus funds under sub-section (1A) of section 100 C of the Income Tax Ordinance 2001, as surplus did not exceed twenty-five percent of the total receipts.

## 25 TRANSACTIONS WITH RELATED PARTIES

Related parties comprise of trustees of the Trust, their close family members and other key management personnel. Details of transactions and balances with related parties during the year, other than those which have been disclosed elsewhere in these financial statements, are as follows:

25.1 Details of transactions with related parties during the year are as follows:

Donations and zakat received	2023	2022
	----- (Rupees) -----	
Zindagi Trust USA Inc.	32,394,010	46,127,100
Getz Pharma	317,500	-
	<u><u>32,711,510</u></u>	<u><u>46,127,100</u></u>

*AHEW*

	2023	2022
	----- (Rupees) -----	
<b>Trustees</b>		
Travelling expenses	<u>208,289</u>	<u>237,324</u>
<b>Key Management Personnel</b>		
Donations and zakat received	<u>-</u>	<u>379,582</u>
Salaries and benefits	<u>-</u>	<u>6,766,785</u>
Travelling expenses	<u>-</u>	<u>144,559</u>

25.2 Balances with related parties at the year end are Nil.

## 26 FINANCIAL RISK MANAGEMENT OBJECTIVES AND POLICIES

The Board of Trustees of the Trust has overall responsibility for the establishment and oversight of the Trust's risk management framework. The Trust has exposure to the following risks from its use of financial instruments:

- Credit risk;
- Liquidity risk;
- Market risk; and
- Operational risk

The Board meets frequently throughout the year for developing and monitoring the Trust's risk management policies. The Trust's risk management policies are established to identify and analyse the risks faced by the Trust, to set appropriate risk limits and controls, and to monitor risks and adherence to limits. Risk management policies and systems are reviewed regularly to reflect changes in market conditions and the Trust's activities. The Trust, through its training and management standards and procedures, aims to develop a disciplined and constructive control environment in which all employees understand their roles and obligations.

### 26.1 Credit risk

Credit risk is the risk that one party to a financial instrument will fail to discharge an obligation and cause the other party to incur a financial loss, without taking into account the fair value of any collateral. Credit risk arises from the inability of the issuers of the instruments, the relevant financial institutions or counter parties in case of placements or other arrangements to fulfil their obligations.

#### Exposure to credit risk

Credit risk of the Trust arises principally from short term investment and bank deposits. The maximum exposure to credit risk at the reporting date is as follows:

	Note	2023	2022
		----- (Rupees) -----	
Security deposits	9	653,000	664,800
Term deposit receipts (TDR)	8.1	50,000,000	25,000,000
Accrued interest income		1,338,644	3,316,776
Loans and advances to employees	10	497,165	272,916
Other receivables	10	117,767	15,400
Balances with bank	11	<u>144,287,947</u>	<u>102,907,955</u>
		<u>196,894,523</u>	<u>132,177,847</u>

Investments in government securities i.e. treasury bills of Rs. 153.11 million (2022: Rs 23.82 million) are not exposed to credit risk.

#### Concentration of credit risk

Credit risk is the risk, which arises with the possibility that one party to a financial instrument will fail to discharge its obligation and cause the other party to incur a financial loss. The Trust attempts to control credit risk by monitoring credit exposures and undertaking transactions with a large number of counter parties in various industries and by continually assessing the credit worthiness of counter parties.

#### Bank balances

Bank balances are only held with reputable banks having sound credit ratings. The credit quality of Trust's bank balances can be assessed with reference to external credit ratings as follows:

*AHEW*



	Note	2023	2022
		----- (Rupees) -----	
<b>Fixed rate instrument</b>			
National savings certificates	8	-	86,000,000
Treasury bills	8	153,110,555	23,820,267
		<u>153,110,555</u>	<u>109,820,267</u>
<b>Variable rate instrument</b>			
Bank Balance	11	144,287,947	102,907,955
Term deposit receipts	8	50,000,000	25,000,000
		<u>194,287,947</u>	<u>127,907,955</u>

**a) Sensitivity analysis for variable rate instrument**

Presently, the Trust holds bank balances which expose the Trust to cash flow profit rate risk. In case of 100 basis points increase / decrease in applicable rates on the last repricing date with all other variables held constant, the surplus of the Trust would have been higher / lower by Rs. 1.943 million (2022: Rs 1.279 million). The analysis assumes that all other variables remain constant.

**b) Sensitivity analysis for fixed rate instrument**

The Trust's fixed rate risk arises from the investment in term deposits and Treasury bills. As of June 30, 2023, in case of 100 basis points increase / decrease in applicable rates on the last repricing date with all other variables held constant, the surplus of the Trust would have been higher / lower by Rs. 1.531 million (2022: Rs 1.098 million). The analysis assumes that all other variables remain constant.

The composition of the Trust's investment portfolio, KIBOR rates and the rates are expected to change over time. Accordingly, the sensitivity analysis prepared as of June 30, 2023 is not necessarily indicative of the impact on the Trust's surplus of future movements in profit rates.

Yield / profit rate sensitivity position for on-balance sheet financial instruments is based on the earlier of contractual repricing or maturity date and for off-balance sheet financial instruments is based on settlement date.

The Trust's profit rate sensitivity related to financial assets and financial liabilities as at June 30, 2023 can be determined as follows:

Effective yield / profit rate	2023				Not exposed to yield / profit rate risk	Total
	Exposed to yield / profit risk					
	Upto three months	More than three months and up to one year	More than one year			
						----- (Rupees) -----

**On-balance sheet financial instruments**

**Financial assets**

Bank Balance	4.30% to 19.50%	144,287,947	-	-	-	144,287,947
Investments:						
Term deposit receipts (TDR)	19.50%	50,000,000	-	-	-	50,000,000
Treasury bills (T-Bills)	21.97%	153,110,555	-	-	-	153,110,555
Security deposits		-	-	-	653,000	653,000
Loans and other receivables		-	-	-	614,932	614,932
Accrued interest income		-	-	-	1,338,644	1,338,644
<b>Sub total</b>		<b>347,398,502</b>	<b>-</b>	<b>-</b>	<b>2,606,576</b>	<b>350,005,078</b>

**Financial liabilities**

Retention money	-	-	-	7,017,292	7,017,292
Accrued expenses and other liabilities	-	-	-	6,570,715	6,570,715
<b>Sub total</b>	<b>-</b>	<b>-</b>	<b>-</b>	<b>13,588,007</b>	<b>13,588,007</b>

**On-balance sheet gap**

<b>347,398,502</b>	<b>-</b>	<b>-</b>	<b>(10,981,431)</b>	<b>336,417,071</b>
--------------------	----------	----------	---------------------	--------------------

**Total interest rate sensitivity gap**

<b>347,398,502</b>	<b>-</b>	<b>-</b>	<b>(10,981,431)</b>	<b>336,417,071</b>
--------------------	----------	----------	---------------------	--------------------

**Cumulative interest rate sensitivity gap**

<b>347,398,502</b>	<b>347,398,502</b>	<b>347,398,502</b>
--------------------	--------------------	--------------------

Attel

2022					
Effective yield / profit rate	Exposed to yield / profit risk			Not exposed to yield / profit rate risk	Total
	Upto three months	More than three months and up to one year	More than one year		
(Rupees)					

**On-balance sheet financial instruments****Financial assets**

Bank Balance	6% to 12.75%	102,907,955	-	-	-	102,907,955
Investments:						
National savings certificates	13.90%	-	-	86,000,000	-	86,000,000
Term deposit receipts (TDR)	14.25%	25,000,000	-	-	-	25,000,000
Treasury bills (T-Bills)	14.71%	-	23,820,267	-	-	23,820,267
Security deposits		-	-	-	664,800	664,800
Loans and other receivables		-	-	-	288,316	288,316
Accrued interest income		-	-	-	3,316,776	3,316,776
<b>Sub total</b>		<b>127,907,955</b>	<b>23,820,267</b>	<b>86,000,000</b>	<b>4,269,892</b>	<b>241,998,114</b>

**Financial liabilities**

Retention money		-	-	-	5,038,760	5,038,760
Accrued expenses and other liabilities		-	-	-	7,491,192	7,491,192
<b>Sub total</b>		<b>-</b>	<b>-</b>	<b>-</b>	<b>12,529,952</b>	<b>12,529,952</b>

<b>On-balance sheet gap</b>		<b>127,907,955</b>	<b>23,820,267</b>	<b>86,000,000</b>	<b>(8,260,060)</b>	<b>229,468,162</b>
<b>Total interest rate sensitivity gap</b>		<b>127,907,955</b>	<b>23,820,267</b>	<b>86,000,000</b>	<b>(8,260,060)</b>	<b>229,468,162</b>
<b>Cumulative interest rate sensitivity gap</b>		<b>127,907,955</b>	<b>151,728,222</b>	<b>237,728,222</b>		

**26.3.3 Other price risk**

Other price risk is the risk that the fair value or future cash flows of a financial instrument will fluctuate because of changes in market prices (other than those arising from interest rate risk or currency risk). At reporting date, the Trust does not have financial instruments exposed to other price risk.

**26.4 Operational risk**

Operational risk is the risk of direct or indirect loss arising from a wide variety of causes associated with the processes, technology and infrastructure supporting the Trust's operations either internally within the entity or externally at the Trust's service providers, from external factors other than credit, market and liquidity risks such as those arising from legal and regulatory requirements and generally accepted standards of investment management behaviour. Operational risks arise from all of the Trust's activities.

**27 FUND MANAGEMENT**

The Trust receives donations from corporate entities and individual donors including Trustees, related parties. The Trust's objective when managing funds is safeguard its ability to continue as a going concern and to maintain a strong fund base to support the sustained development of its operations.

**28 FAIR VALUE OF FINANCIAL INSTRUMENTS**

Fair value is the price that would be received to sell an asset or paid to transfer a liability in an orderly transaction between market participants at the measurement date. Consequently, differences can arise between carrying values and the fair value estimates.

Underlying the definition of fair value is the presumption that the Trust is a going concern without any intention or requirement to curtail materially the scale of its operations or to undertake a transaction on adverse terms.

Financial assets which are tradable in an open market are revalued at the market prices prevailing on the statement of assets and liabilities date. The estimated fair value of all other financial assets and liabilities is considered not to be significantly different from the respective book values.

### Fair value hierarchy

International Financial Reporting Standard 13, 'Fair Value Measurement' requires the Fund to classify assets using a fair value hierarchy that reflects the significance of the inputs used in making the measurements. The fair value hierarchy has the following levels:

Level 1: quoted prices (unadjusted) in active markets for identical assets or liabilities;

Level 2: inputs other than quoted prices included within level 1 that are observable for the asset or liability either directly (i.e. as prices) or indirectly (i.e. derived from prices); and

Level 3: inputs for the asset or liability that are not based on observable market data (i.e. unobservable inputs).

### 28.1 Accounting classifications and fair values

The following table shows the carrying amounts and fair values of financial assets and financial liabilities, including their levels in the fair value hierarchy for financial instruments measured at fair value:

As at June 30, 2023									
Note	Carrying amount				Fair value				
	Fair value through other comprehensive income	Fair value through profit or loss	Amortised cost	Other financial liabilities	Total	Level 1	Level 2	Level 3	Total
----- (Rupees) -----									
<b>Financial assets - not measured at fair value</b>									
Security deposits	27.1.1	-	-	653,000	-	653,000	-	-	-
Investments									
Term deposit receipts	27.1.1	-	-	50,000,000	-	50,000,000	-	-	-
Treasury bills							152,914,296	-	152,914,296
Accrued interest income	27.1.1	-	-	1,338,644	-	1,338,644	-	-	-
Loans and advances to employees	27.1.1	-	-	497,165	-	497,165	-	-	-
Other receivables	27.1.1	-	-	117,767	-	117,767	-	-	-
Cash and bank balances	27.1.1	-	-	144,334,163	-	144,334,163	-	-	-
							-	152,914,296	-
									152,914,296
<b>Financial liabilities - not measured at fair value</b>									
Retention money	27.1.1	-	-	-	7,017,292	7,017,292	-	-	-
Accrued expenses and other liabilities	27.1.1	-	-	-	6,570,715	6,570,715	-	-	-
									13,588,007
									13,588,007

As at June 30, 2022									
Note	Carrying amount				Fair value				
	Fair value through other comprehensive income	Fair value through profit or loss	Amortised cost	Other financial liabilities	Total	Level 1	Level 2	Level 3	Total
----- (Rupees) -----									
<b>Financial assets - not measured at fair value</b>									
Security deposits	27.1.1	-	-	664,800	-	664,800	-	-	-
Investments									
National Savings Certificates							83,131,075	-	83,131,075
Term Deposit Receipts	27.1.1	-	-	25,000,000	-	25,000,000	-	-	-
Treasury Bills							23,766,075	-	23,766,075
Accrued interest income	27.1.1	-	-	3,316,776	-	3,316,776	-	-	-
Loans and advances to employees	27.1.1	-	-	272,916	-	272,916	-	-	-
Other receivables	27.1.1	-	-	15,400	-	15,400	-	-	-
Cash and bank balances	27.1.1	-	-	102,988,449	-	102,988,449	-	-	-
							-	106,897,150	-
									106,897,150
<b>Financial liabilities - not measured at fair value</b>									
Retention money	27.1.1	-	-	-	5,038,760	5,038,760	-	-	-
Accrued expenses and other liabilities	27.1.1	-	-	-	7,491,192	7,491,192	-	-	-
									12,529,952
									12,529,952

*M. P. S.*

28.1.1 The Trust has not disclosed fair values for these financial assets and financial liabilities as their carrying amounts are reasonable approximation of the fair value.

29 **CORRESPONDING FIGURES**

Corresponding figures have been rearranged and reclassified, wherever necessary, for the purpose of better presentation and comparison. Unrestricted fund, restricted funds and endowment fund have been shown under separate headings on the face of "Income and expenditure account". Previously, these were shown under a single column with their nature marked in front of each financial statement line item (FSI). No other significant rearrangements or reclassifications have been made in these financial statements during the current year.

30 **GENERAL**

These financial statements were authorized for issue in the meeting of the Board of Trustees held on 30 November 2023.

*After*

*Najim S. Haj*  
\_\_\_\_\_  
TRUSTEE

*[Signature]*  
\_\_\_\_\_  
CHAIRMAN